



The item Work Bench System.

Comprehensive Catalogue

3

The award-winning Work Bench System from item.





Work benches

Basic models for various tasks can be configured and adapted to suit specific requirements.



Work bench accessories

Functional add-on elements for an organised and efficient working environment.



Chairs

Ergonomic sitting is healthier and boosts concentration.



Power/data supply

Versatile and simple features for integrating electricity supplies, data links and compressed air feeds.



Lighting

The right light makes work productive, glare-free and relaxed.



Information provision

Everything at a glance with a huge range of aids to present important information quickly and concisely.



ESD-safe accessories

Protect sensitive parts from electrostatic discharges.



Tool stowage

Ingenious solutions help you to achieve ergonomic arrangements and optimise process times.



Material picking

Perfect handling for components, materials and C-parts, from restocking through to removal.



Work bench interlinking

Modular elements for ensuring the smooth movement of workpiece carriers or small load carriers.



SystemMobiles

Four basic models that can be sized and configured to slot perfectly into your intralogistics systems.



Work benches



Table frames	12
Table tops	19
Table Uprights	20
Table Overhangs	20



Work bench accessories



Drawer Units	31
Shelves	34
Storage System	37
Waste Bin	40
Arm Rests	41



Chairs



Chairs	46
Foot rest	48



Power and data supply



Multi-Socket Power Strips and Distribution Strips	51
Compressed air supply	58
Cable Guide Profile 8	59
Flexible Conduit E	60
Cable ducts	65



Lighting



LED Light Fittings	76
LED Machine Light Fittings	78
Lamps	84
Illuminated Magnifiers	86



Information provision



Mounts for monitors, PCs and keyboards	95
Whiteboard and accessories	101
Document holders	106
Label Holders	108



ESD-safe accessories



ESD Table Mat	114
ESD Earthing Plug	115
ESD Earthing Terminal	115
ESD Wristband	116
ESD Drag Chain	118



Tool handling



Hooks and Holders	121
Tool Pivot Arm	134
Runners	135
Tool Balancers	137



Material supply

Trays	143
Supply Profile	157
Grab Containers & Parts Containers	159
Pivot Arms	164
Container Profile	172



Work bench interlinking



Castor Rail	177
Castor Rail Inserts	178
Railing Support	184
Transfer Gate	186



SystemMobiles



SystemMobile L	190
SystemMobile T	191
SystemMobile U	193
SystemMobile S	195
Handles and accessories	197



Service



Useful complementary elements from the item building kit systems	204
Alphabetical register	208

Ergonomics – the perfect measure of things.



At item, we don't see ergonomics at the work bench as an end in itself, but rather as the basis for sustainable high productivity and motivation. A working environment that has been designed according to ergonomic criteria delivers a whole range of benefits:

- It protects the physical health of personnel and their capacity to work
- It reduces error rates by enabling fatigue-free working practices
- It increases productivity by shortening routes and optimising movement sequences
- It improves the atmosphere and morale in the workplace by ensuring staff are motivated and not under excessive strain

All work benches from item satisfy two crucial requirements that have been highlighted by research into ergonomics. Firstly, they can be easily adjusted to suit different users. Because people come in different sizes and with different capabilities, it is important that the supply of materials, tools and information as well as the working position can be adapted to suit specific physical characteristics.

Secondly, different activities demand different types of support from work equipment. Thanks to flexible configuration options, practical details such as angle-adjustable parts containers and ergonomically optimised Pivot Arms, the item Work Bench System can produce bespoke solutions for a huge range of applications, from inspection benches to packaging workstations and interlinked production lines.

Award-winning.

The item Work Bench System is the first on the market to satisfy the stringent medical certification criteria laid down by the Campaign for Healthy Backs (AGR). This means it has been proven to help prevent potential health complaints. Products that carry the AGR seal have demonstrated their back-friendly design to an independent committee of experts with backgrounds in a range of medical disciplines. The German consumer magazine "ÖKO-TEST" has awarded the AGR seal a "very good" rating. Further information is available at www.agr-ev.de.

*Certified and recommended by Germany's Forum for Back Health – live better (Forum Gesunder Rücken besser leben e. V.) and the Association of German Back Schools (Bundesverband der deutschen Rückenschulen (BdR) e. V.). AGR e. V., Stader Strasse 6, 27432 Bremervörde, Tel. +49 (0)4761 92 63 580, www.agr-ev.de





Height-adjustment mechanisms look after the health of staff and boost efficiency levels

item work benches make it easy for users to change their working posture, even in industrial production scenarios.

- Simple adjustment systems compensate for the varying physical characteristics of users, such as height, age and mobility
- Regularly changing between standing and sitting noticeably relieves strain on the spinal column and promotes stable circulation
- An electric height-adjustment system that operates at an appropriate speed ensures acceptance and user safety
- The option of storing height settings makes it easier and faster to change between working positions and different members of staff



Efficient working practices thanks to efficient use of the handling area

Arranging materials and tools in an ergonomic configuration prevents poor posture and drives up productivity:

- The positioning of workpieces, materials and tools has a crucial influence on the health and process times of staff
- The two-handed zone, shown here in green, is the ideal area within which the actual process should be performed
- The one-handed zone, shown in red, is where frequently used tools and materials should be positioned, with less frequently used objects in the extended one-handed zone shown in blue
- All these zones vary according to the specific physical characteristics of individual users
- Pivot Arms with three joints are required to ensure tools and materials are always in easy reach



Sit better – work better

A good chair is indispensable for good work:

- Poor sitting postures increase the risk of musculoskeletal disorders
- A good chair will support the spinal column in a natural posture
- All adjustment options should be in easy reach when seated
- When seated, your legs and arms should bend at an angle of a little over 90°
- If benches are not height-adjustable, an adjustable foot rest should be used



The right light

Good quality lighting that is suitable for the task at hand is essential to support focused working:

- Ensure the workplace is as glare-free as possible and that the light intensity is appropriate
- Make sure the working environment is lit evenly with diffused light and minimal reflections
- Lighting with a high frequency (>100 Hz) has a positive effect on concentration levels
- A colour temperature of 4000 Kelvin (neutral white) is recommended for assembly activities and similar tasks
- When it comes to high-precision work, illuminated magnifiers that can be directed precisely where needed and dimmed are the ideal solution
- Test your lighting scenario under practical conditions so you can make the right choice

Award-winning design and exemplary quality.



The item Work Bench System has won numerous awards for exemplary design and end-to-end ergonomics. From the practical Hook and Holder System for tools to the ingenious work bench lights – the harmonious fusion of form and function have won the highest recognition.

However, the real test is not international design competitions, but day-to-day work in production scenarios.

For item, good design is about more than just looks. In an industrial environment, what really counts is

- Reliability and sustainability
- Compatibility and variability
- Functionality and efficiency
- Ergonomics and clarity

Design is particularly important when it comes to work benches, as it is an intrinsic element of something that is in constant use. A production environment that is clearly structured shows a clear appreciation for the workforce and makes it easier for staff to organise themselves. This boosts motivation and reduces stress and errors.

The item Work Bench System offers solutions that are equally functional, timeless and aesthetic and increase productivity for the long term. Last but not least, a production system that boasts first-class design will also reflect favourably on your company's quality standards.



Work benches.



A state-of-the-art work bench is more than just a work surface on legs. It is the heart of an industrial workplace. When you choose your bench, you are laying the foundations for all processes, both current and future.

Work benches from item feature three main criteria – extendibility, durability and height adjustment. Due to the wide range of table variants, there is a model to suit every task. Thanks to modular design and the option of extending benches with Uprights and Overhangs, each and every work bench can be configured to suit specific requirements and then reconfigured later on.

Height adjustment is important as a means of compensating for the physical differences between employees such as height, age, gender and personal mobility. Simple height-adjustment mechanisms also encourage staff to switch between different working positions regularly.

Changing from a sitting position to a standing position helps prevent poor posture and relieves strain on the muscles. Electric height-adjustment systems ensure this changeover takes just seconds. The handover between two employees of different heights during a shift changeover takes less time, too.

When it comes to table tops, item has the right material for every task. All table tops have a wood core that ensures they have a pleasant contact temperature. Electrostatically dissipative table tops are also available for work involving sensitive parts.

The item Work Bench Product Configurator ensures you can configure your bespoke work bench with ease online. Outstanding delivery times also mean you can have your custom work bench assembled and in use in next to no time.

Work benches: Products in this section.



Table Frame E

- The bench for every situation, with electric height-adjustment system
- Two sturdy table legs for maximum legroom

12



Table Frame 4 E

- Four sturdy table legs for maximum load-carrying capacity
- Electric height adjustment as standard

13



Table Frame 4 E FIFO

- Perfect material supply thanks to integrated FIFO rack
- Electric height adjustment system for working surface

14



Table Frame F

- Stepless, manual height adjustment
- Four sturdy table legs for maximum load-carrying capacity

15



Table Frame 2 F

- Stepless, manual height adjustment
- Two sturdy table legs for legroom

16



Table Frame F 2 F

- Two table tops on one frame
- Separate manual height adjustment for each side

17



Table Frame TRIGO

- Wide working area with minimal space requirements
- Fits any gap thanks to triangular shape

18



Table tops

- Made from a range of hard-wearing materials
- Also in electrostatically dissipative version

19



Table Uprights and Overhangs

- For fixing tools and materials to a rear wall
- Install lamps etc. above the working area

20



Work bench configuration

- Compound Slide for efficient tool provisioning
- Components for building customised tables

22

The Work Bench Product Configurator: The direct route to the perfect work bench.



Fast and simple – configuring work benches online

Wading through catalogues, drawing up sketches, making calculations – not any more! Use the item Work Bench Product Configurator to create customised solutions in record time. This online tool encompasses all components and makes sure everything fits together as required. Your benefits:

- **Time-saving configuration:** Select all components in easy-to-follow steps direct in your browser
- **Perfect depiction:** Configurations are depicted in a 3D view so they can be checked directly
- **Detailed information:** Take advantage of the online project memory, parts lists that can be submitted as orders or enquiries and a practical 3D PDF of your work bench

Try it out for free and with no obligations at: item24.de/config-wb



Table frame

Choose from seven Table Frames that form a solid basis for your work bench – with two or four table legs and electric or manual height adjustment. Special design features also help you overcome tricky tasks.



Table top

Various materials and surfaces (including with ESD protection) are available for table tops. Work benches are available in three standard widths (1200, 1500 or 1800 mm) or in custom dimensions.



Table Upright

Uprights offer a neat, ergonomic solution for the supply and stowage of materials, tools, information, data, power and other accessories. This is where you locate the equipment and fittings that your process requires.



Table Overhang

Overhangs help you make efficient use of the space above your table top for tools, data, power and lighting. Accessories such as Runners, Pneumatic Connectors and LED Light Fittings can all be added in the configurator.



Work bench configuration

This is how you make sure your work bench has all the functions and capabilities you need: The Work Bench Product Configurator makes it easy to select parts containers, Pivot Arms, picking solutions, roller conveyors, lights, etc.





Work bench E

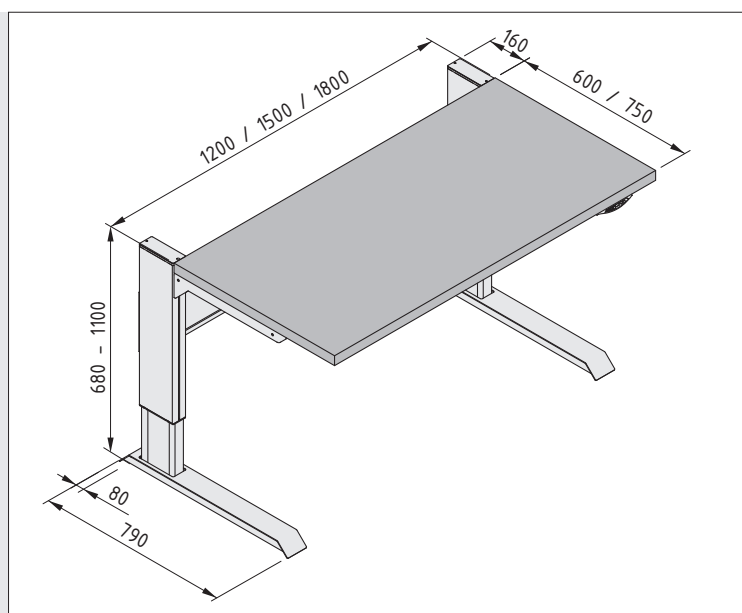
- Electric height adjustment
- 200 kg load-carrying capacity
- Memory function



item work bench E – ideal for operational workstations in production, maintenance and customer service. The electric height-adjustment system on the bench – which is easy to operate and includes a memory function – ensures the working height can be adjusted flexibly to suit user requirements. With two table columns at the rear of the table and the working surface positioned on profiled steel supports, this design offers users extremely generous legroom. The working surface can accommodate loads of up to 2000 N.

Work bench E is available in various standard and custom sizes. The working surface can be supplied in four materials – plastic coated, high pressure laminate (HPL), HPL/ electrostatically dissipative, and beech multi-ply.

You can combine work bench E with a number of useful accessories from our broad range of add-ons. These include solutions for power and data supply, work bench lighting, pivot arms, a diverse range of ESD accessories and mounting systems for PCs and tools.





Work bench 4 E

- Electrical height adjustment
- Extremely strong
- Memory function



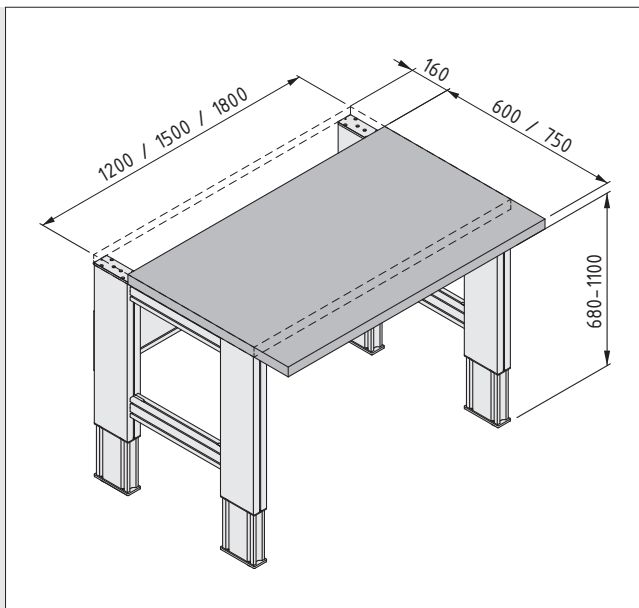
item work bench 4 E – for work benches that have to exhibit exceptional stability and load-carrying capacity.

In addition to an easy-to-use electric height-adjustment system, one of the key advantages of work bench 4 E is its exceptional load-carrying capacity of up to 4000 N.

The table top is supported by four columns. This design has been specially developed to accommodate/support heavy workpieces and tools.

Work bench 4 E is available in three standard widths and two standard depths.

All the accessories in the item Work Bench System can be used to configure your ideal work bench 4 E.





Work bench 4 E FIFO

- Work bench with FIFO picking system
- Freely configurable shelf arrangement
- Electric height-adjustment system

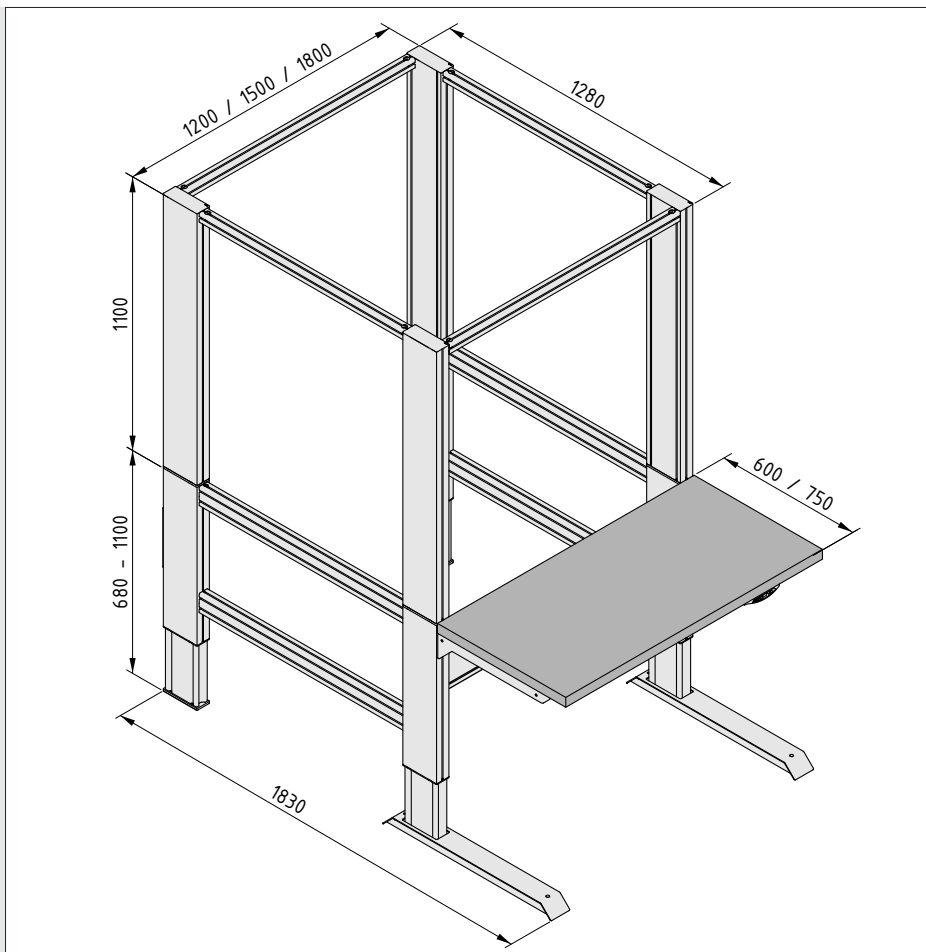


item work bench 4 E FIFO – a logical and efficient combination of work bench and FIFO rack. Strong, ergonomic and with a customisable configuration.

To keep work moving fast, this ergonomic work bench can be fitted with roller conveyors on several different levels. It is easy to design a customised material provisioning system that includes a return facility for empty containers. The work bench can be configured with material picking and supply systems from the Work Bench System and elements from the Lean Production Building Kit System.

Work bench 4 E FIFO doesn't shy away from heavy loads either. Its design is extremely resistant to torsion and can carry a maximum load of 4000 N. However, the work bench also features an electric height-adjustment system, meaning it can be tailored to the user's size to offer an ergonomic working environment. Thanks to freely programmable working heights and a clear display, work bench 4 E FIFO can be moved to loading and unloading positions with ease.

Work bench 4 E FIFO is available in six basic sizes and four different table top materials. It can also be enhanced using elements from the wide range of accessories in the Work Bench System, such as Overhangs and cable ducts. The configurator at www.item24.de/config-wb will help you design the perfect work bench for your needs in no time.





Work bench F

- Manual height adjustment
- Universal modification and expansion options

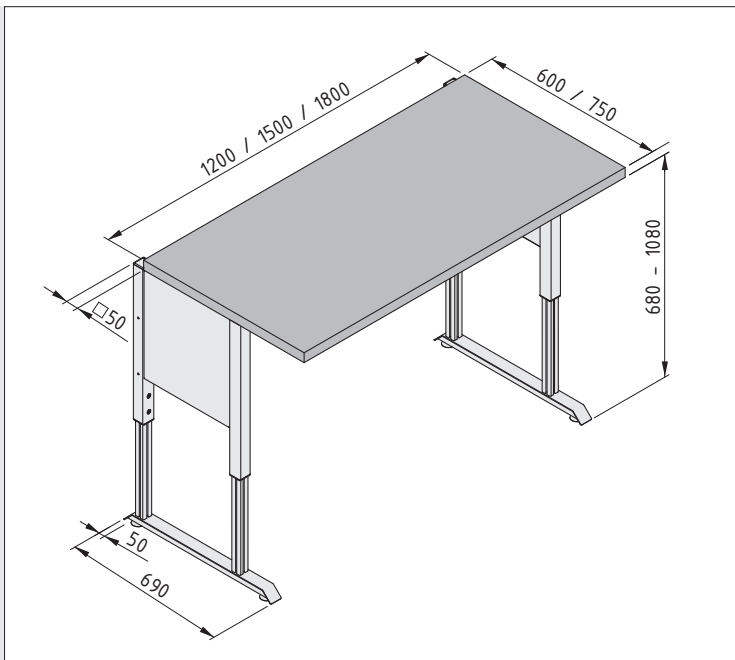


item work bench F – simple, flexible, cost-effective and ergonomic.

Our F model work benches incorporate stepless manual height adjustment, enabling their flexible deployment as sitting or standing work benches.

Select from three possible widths, two depths and four different working surfaces – including an ESD-safe option – to create your own customised work bench from our standard portfolio.

The F Line is rounded off by a host of new, innovative solutions for providing power, data and light at the work bench, Pivot Arms for the ergonomic supply and picking of small parts, a broad range of ESD-safe equipment and various mounting systems for PCs and tool handling.





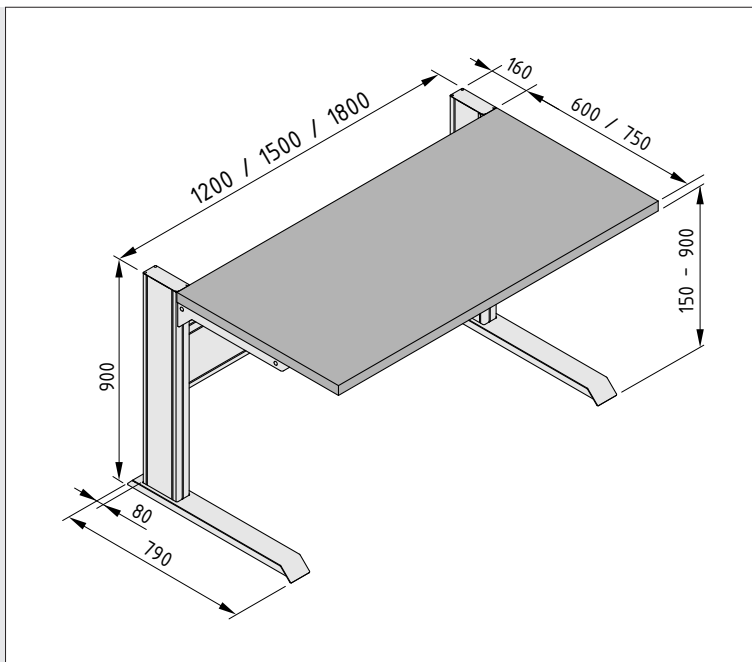
Work bench 2 F

■ Sitting or standing work



The item work bench 2 F – the basic variant in the cost-efficient work bench range. This slimline table with two supporting feet offers users very generous legroom. Working height can be adjusted via a stepless manual system. Work bench 2 F has two load-bearing table columns at the rear that carry the table top on profiled steel supports. The working surface can accommodate loads of up to 1,500 N. Choose your work bench 2 F from our standard portfolio of three possible widths and two depths or opt for a bespoke bench and select from four different working surfaces, including an ESD-safe option.

Accessories for power and data supply, lighting, material supply and picking and information provision help to transform work bench 2 F into a modular, ergonomic work bench system that can also be integrated directly into production lines.





Work bench F 2 F

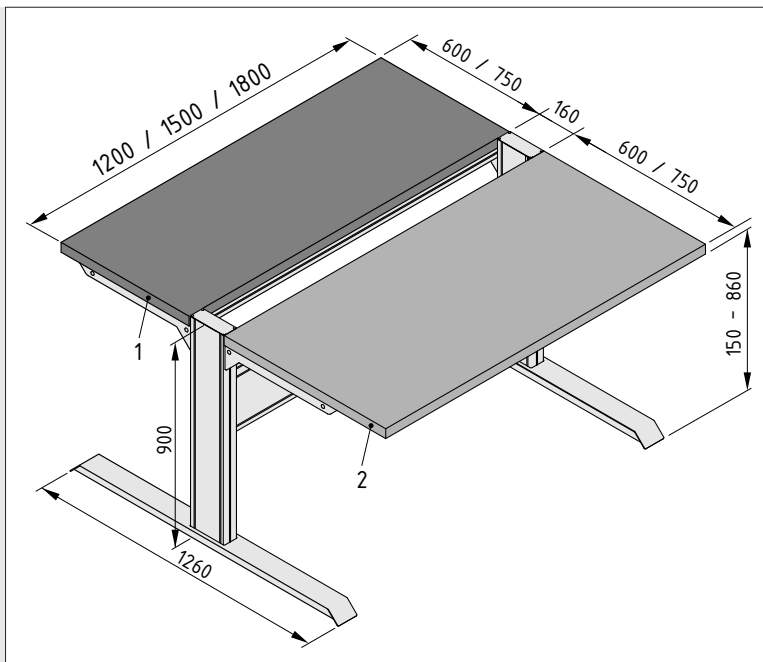
- Table tops individually height adjustable
- A single frame for two work benches



item work bench F 2 F is a space-saving solution that does not compromise on legroom or ergonomics for users.

Two load-bearing table columns in the centre carry the weight of the table top on profiled steel supports. Height adjustment is stepless, manual and separate for each side. The working surfaces can each accommodate loads of up to 1500 N.

The comprehensive range from the overall item portfolio ensures work bench F 2 F can provide a solution for your specific requirements.





Work bench TRIGO F

- Practical triangular shape
- Manual height adjustment



The item work bench TRIGO F – the special table design that brings ergonomic benefits.

The Tables in the TRIGO F Line support infinite, manual height adjustment and, thanks to their triangular shape, are suitable for use as production island modules or for corner applications (e.g. changes of direction in interlinked work benches).

TRIGO F is also ideal for integration into your production lines in terms of ergonomics. It must always be connected to a second Table.

Tables in this Line are available in two depths and with four different working surfaces, including an ESD-safe variant.

The TRIGO F Line is rounded off by a host of innovative solutions for providing power, data and light at the work bench, Pivot Arms for the ergonomic handling of small parts, a broad range of ESD-safe equipment and mounting systems for PCs and tool handling.

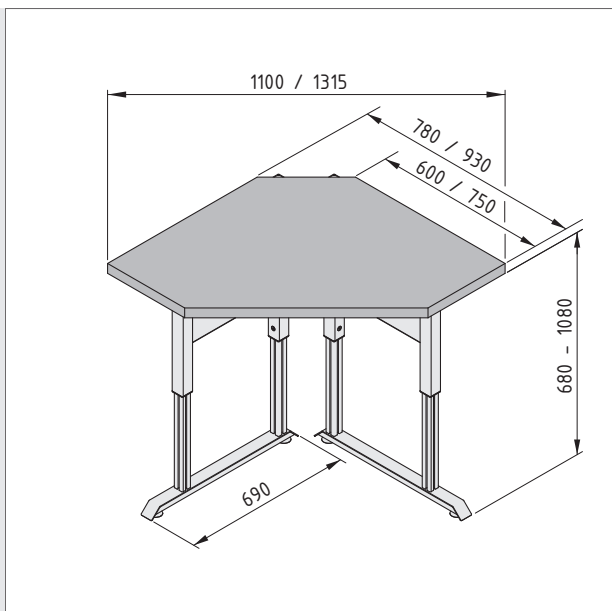




Table tops

- Four different materials
- Six different sizes as standard



Four different working surfaces for the item work bench range – the ideal surfaces for the broadest range of applications. You can combine our work benches F, 2 F, F 2 F, E, 4 E and TRIGO F with the working surface that best suits your requirements.

Each size of working surface can be supplied in a choice of four materials/thicknesses – plastic coated (25 mm), high pressure laminate (HPL, 30 mm), HPL/ESD-safe (30 mm) and beech multi-ply (40 mm).



High-pressure chipboard laminate (HPL), 30 mm thick
High impact resistance
Colour similar to RAL 7035
All edges covered with edge strip (ABS)



High-pressure chipboard laminate (HPL), 30 mm thick
High impact resistance
Colour similar to RAL 7035
All edges covered with edge strip (ABS)
ESD volume-conductive
Volume resistance $1 \times 10^4 - 1 \times 10^9 \Omega$



Chipboard, plastic coated, 25 mm thick
Colour similar to RAL 7035
All edges covered with edge strip (ABS)



Beech multi-ply, 40 mm thick
Moisture-resistant adhesive
Grain in longitudinal direction, edges chamfered
All-over UV lacquer



Table Uprights Table Overhangs

- For picking/supplying/stowing materials, tools and Information
- Productive working practices thanks to custom configuration
- Ideal use of space at the work bench



More space for everything that boosts productivity. Thanks to Line 8 system grooves, you can install a bespoke selection of work bench fittings such as Pivot Arms, monitors, full-width trays and even components from the MB Building Kit System in the perfect position between the two vertical profiles.

The Table Uprights are added to the table frame on a modular basis. The space between the vertical columns can be left open to accommodate SystemMobiles or mobile FIFO racks built using the Lean Production Building Kit System. This ensures material supply and picking systems can be changed over in no time. Table Uprights are available with a full height of 1100 mm or in a half-height version that leaves the user's field of vision clear. Table uprights K56 feature an integrated cable conduit.

Fitting a Table Overhang to a Table Upright ensures you can also use the space above the table top. This offers space for modified lighting, for example, or power tools that are always close to hand thanks to ergonomic Tool Balancers.



Table Uprights

Work benches E, 4 E, 4 E FIFO, F, 2 F, F 2 F

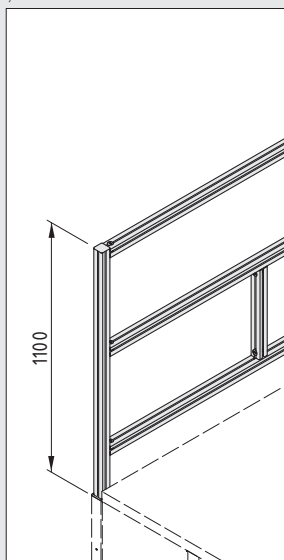
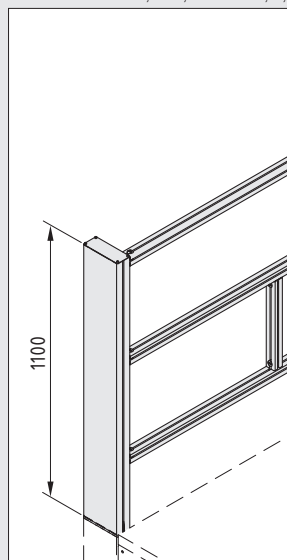


Table Uprights K56

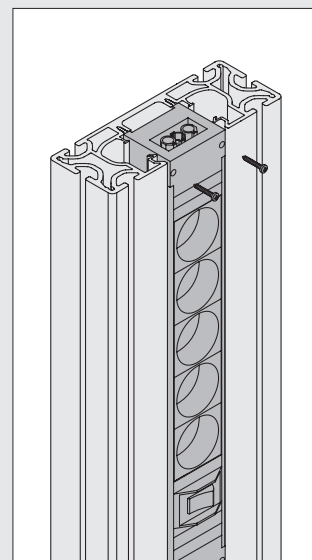
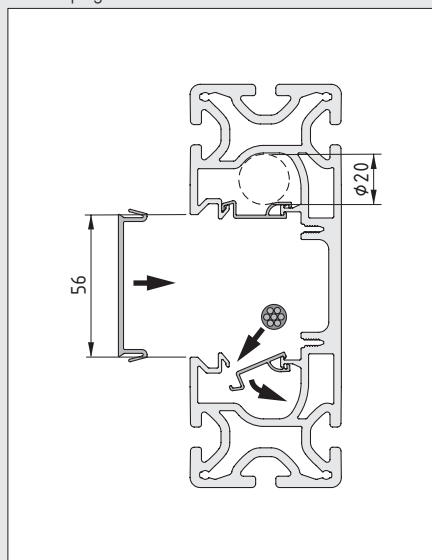
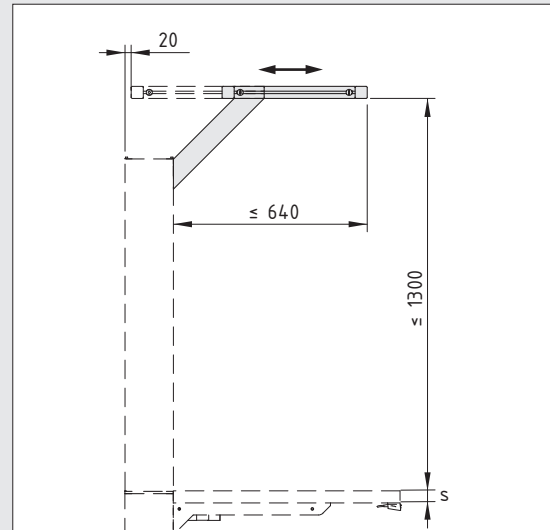
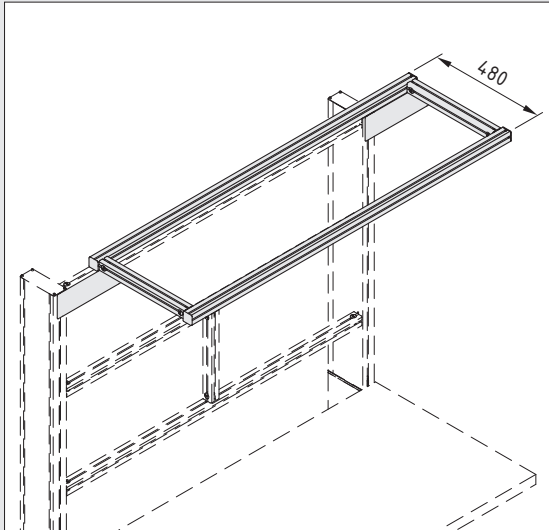
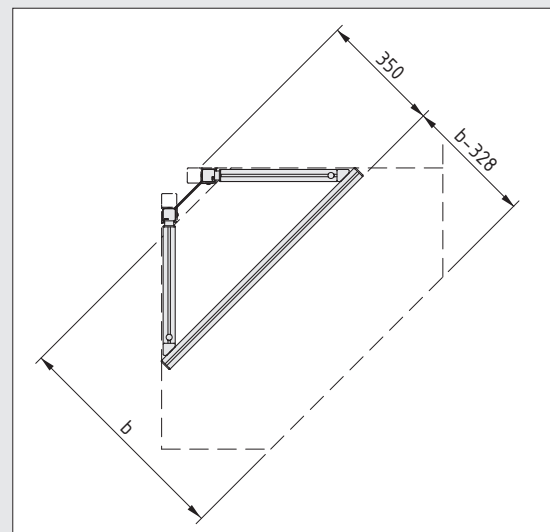
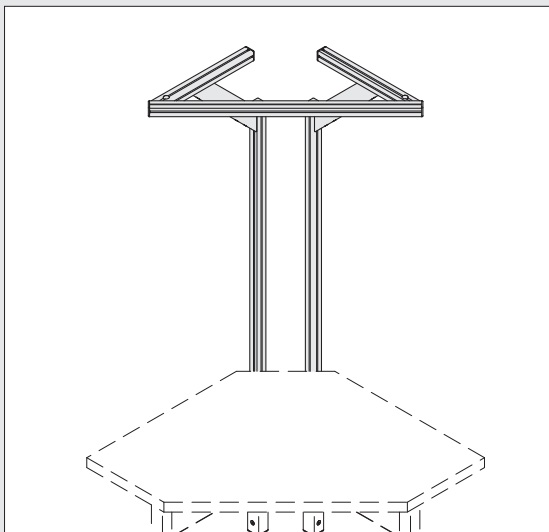


Table Overhangs

Work benches E, 4 E, 4 E FIFO, F, 2 F, F 2 F



Work bench TRIGO F



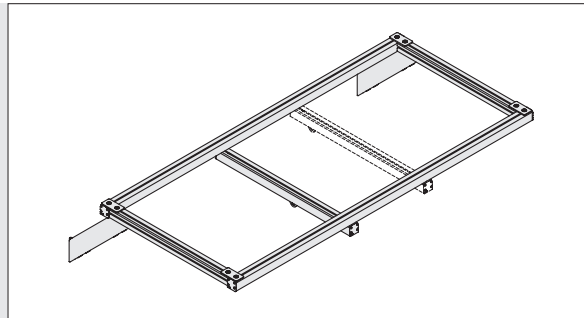
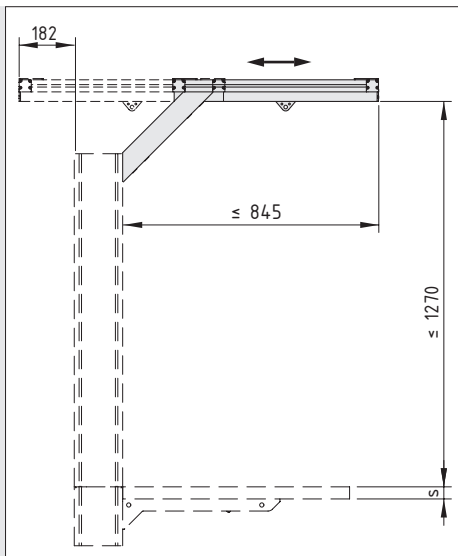


Compound Slide Overhang

- Efficient tool stowage
- For retrofitting
- Entire table top in reach

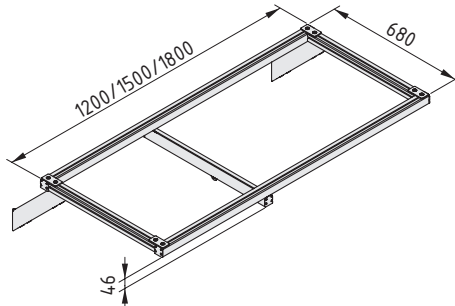


Everything good comes from on high. The Compound Slide Overhang makes work easier with a smooth-running hanger that allows users to position tools and feed lines anywhere over the table top and then park them close by when not in use. The Compound Slide Overhang is mounted on an Upright fitted to an item work bench E or F. The groove running along the top of the Compound Slide Overhang can be used for installing accessories such as lighting for the work area.



The following applies to all the products below:

Runway Profile 8 40x40
 Profile 8 40x40 light
 Diagonal strut 8 300x30, St, powder-coated white aluminium
 Runway Slide Set 8 40x40
 Tool slide 8 40x40
 Fastening elements



Compound Slide Overhang 1200

m = 9.7 kg

1 set 0.0.652.38

Compound Slide Overhang 1500

m = 10.6 kg

1 set 0.0.652.37

Compound Slide Overhang 1800

m = 11.4 kg

1 set 0.0.652.36

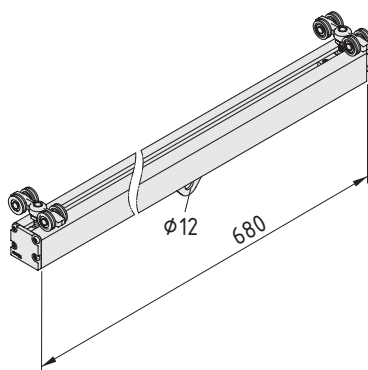


Compound Slide

What could be better than an item work bench with a Compound Slide Overhang?
 A work bench with two Compound Slides!

Simply insert another Compound Slide into an existing Compound Slide Overhang and users can manoeuvre another tool easily across the entire working surface, making sure their tools are always close to hand.

The additional Compound Slide now provides even more flexibility in two directions of movement!



Compound Slide

Runway Profile 8 40x40
 Castor Rail 8 Cap 40x40
 Runway Slide Set 8 40x40
 Tool Slide 40x40
 Fastening elements
 Notes on Use and Installation
 m = 1.2 kg

1 set 0.0.654.39



Components for building customised tables

- Unlimited possibilities
- Perfectly adapted
- Compatible with the MB Building Kit System

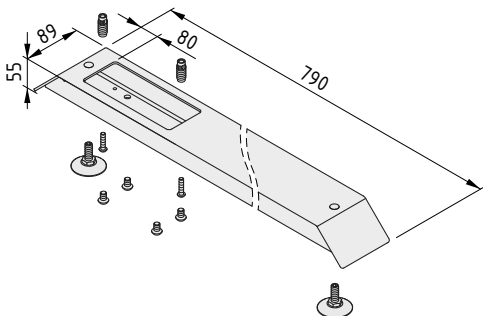
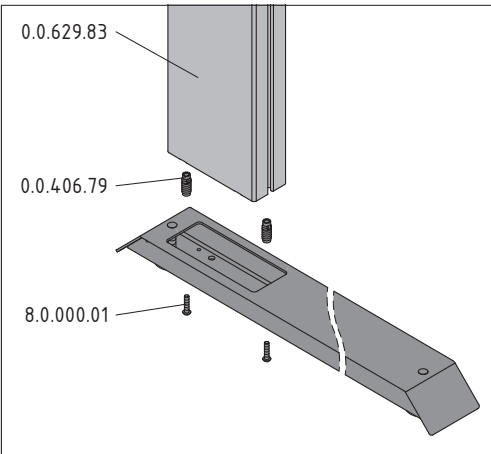
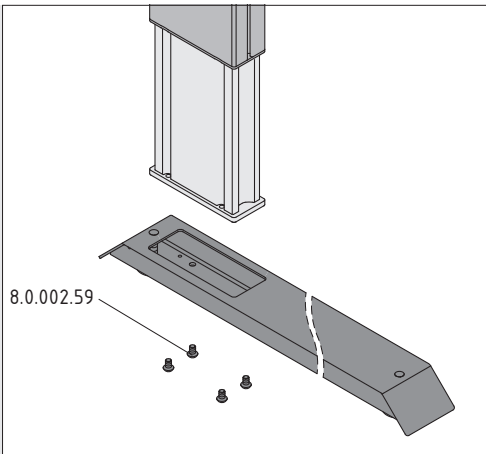


The item Cantilever Feet create a strong footing for work benches, their design ensuring stability even on benches with only two legs. As a result, users enjoy a great deal of legroom.

Cantilever Foot Set 8 160x60-790x90 is used to build individual benches. Double Cantilever Foot Set 8 160x60-1260x90 is used to support two back-to-back table tops mounted on just two central table legs.

Both Cantilever Feet can be combined with the electrically height-adjustable item Lifting Columns and the various Profiles 8 160x60. The necessary fixings for both applications are included in the scope of supply for the sets.

The Table Column Sets give you the basis for creating ergonomic, electrically height-adjustable tables. Thanks to their memory function, high lifting capacity and agreeable speed, they help keep sickness rates down and motivation up.

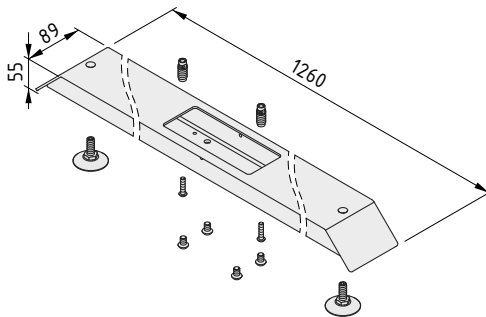
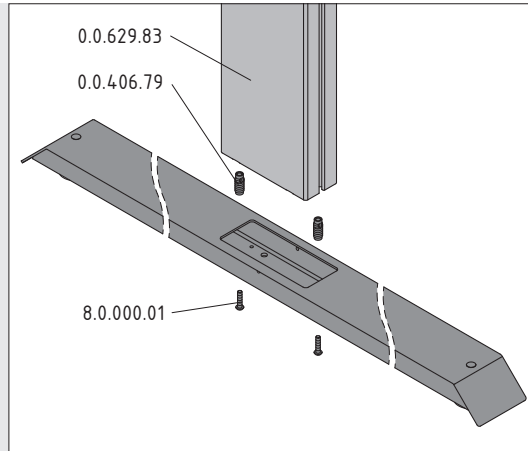
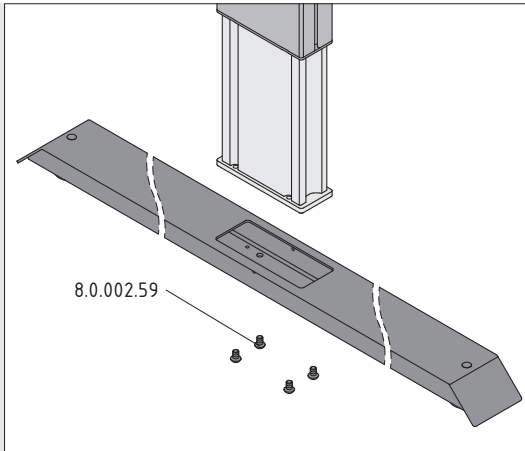


Cantilever Foot Set 8 160x60-790x90

2 table feet 160x60, St, powder-coated white aluminium similar to RAL 9006
4 Adjustable Feet D47, M10x30
Fastening elements
m = 10.1 kg

1 set

0.0.676.18

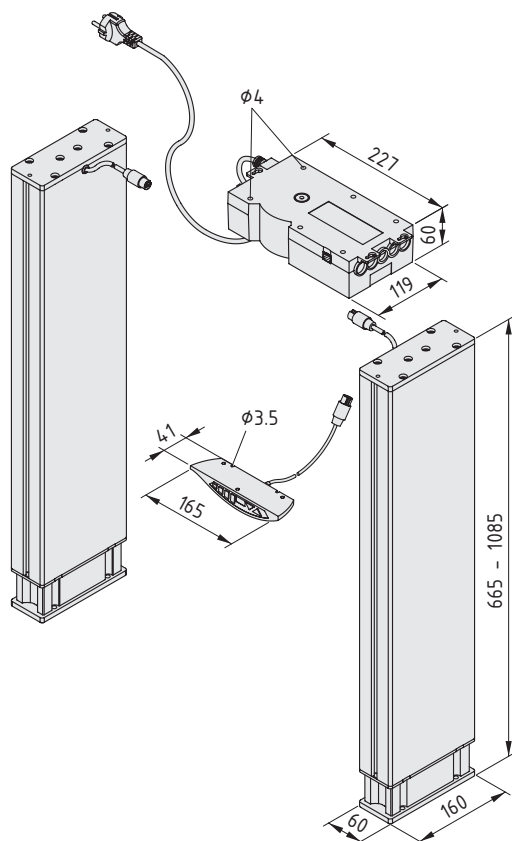


Double Cantilever Foot Set 8 160x60-1260x90

2 double table feet 160x60, St, powder-coated white aluminium similar to RAL 9006
4 Adjustable Feet D47, M10x30
Fastening elements
m = 15.8 kg

1 set

0.0.676.19

**Table Column Set 2 E 230V**

2 columns, Al, anodized, natural, with 2 m feed line
 Control unit with 5 m mains cable,
 Table switch panel, 3 positions storable, digital height gauge with 2 m feed line
 Rated voltage: 230V~ 50/60 Hz
 Total lifting force 2000 N
 Travelling speed: 25 mm/s
 Duty cycle 10%
 Temperature range -5°C to 40°C
 Protection IP 30
 Conformity: CE
 Notes on Use and Installation
 m = 18.7 kg

1 set

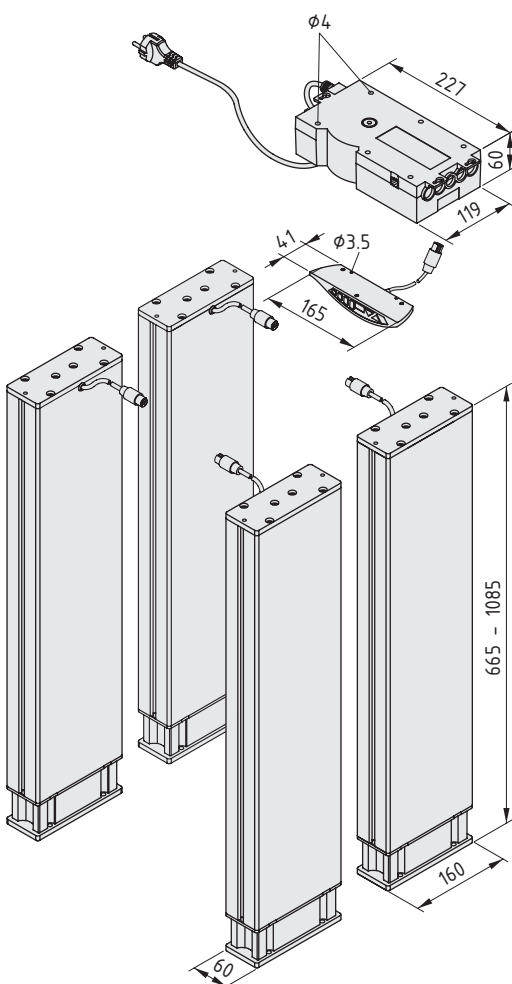
0.0.650.02

Table Column Set 2 E 120V

2 columns, Al, anodized, natural, with 2 m feed line
 Control unit with IEC 60320-C18 connector
 Table switch panel, 3 positions storable, digital height gauge with 2 m feed line
 Rated voltage: 120V~ 50/60 Hz
 Total lifting force 2000 N
 Travelling speed: 25 mm/s
 Duty cycle 10%
 Temperature range -5°C to 40°C
 Protection IP 30
 Notes on Use and Installation
 m = 17.6 kg

1 set

0.0.650.03

**Table Column Set 4 E 230V**

4 columns, Al, anodized, natural, with 2 m feed line
 Control unit with 5 m mains cable,
 Table switch panel, 3 positions storable, digital height gauge with 2 m feed line
 Rated voltage: 230V~ 50/60 Hz
 Total lifting force 4000 N
 Travelling speed: 25 mm/s
 Duty cycle 10%
 Temperature range -5°C to 40°C
 Protection IP 30
 Conformity: CE
 Notes on Use and Installation
 m = 35.5 kg

1 set

0.0.650.04

Table Column Set 4 E 120V

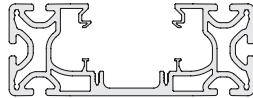
4 columns, Al, anodized, natural, with 2 m feed line
 Control unit with IEC 60320-C18 connector
 Table switch panel, 3 positions storable, digital height gauge with 2 m feed line
 Rated voltage: 120V~ 50/60 Hz
 Total lifting force 4000 N
 Travelling speed: 25 mm/s
 Duty cycle 10%
 Temperature range -5°C to 40°C
 Protection IP 30
 Notes on Use and Installation
 m = 36.5 kg

1 set

0.0.650.05

Profile 8 160x60

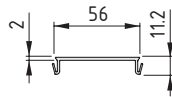
Profiles 8 160x60 are equally suitable for building custom table legs and forming modified uprights. Profile 8 160x60 4N K56 allows users to locate their Multi-Socket Power Strips and Distribution Strips where they like. Power lines and data cables can also be routed through its integrated cable conduit to the perfect position. Securing clips keep everything neat and make it much easier to lay cables.



Profile 8 160x60 4N K56

Al, anodized

A [cm ²]	m [kg/m]	I _x [cm ⁴]	I _y [cm ⁴]	W _x [cm ³]	W _y [cm ³]
26.40	7.14	110.90	829.00	32.40	103.62
natural, cut-off max. 6000 mm					0.0.657.37
natural, 1 pce., length 6000 mm					0.0.657.24

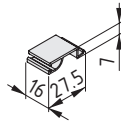


Cover Profile 56 K

PVC

m = 214.0 g

grey similar to RAL 7042, 1 pce., length 2000 mm	0.0.643.80
--	------------



Catch 40, Conduit Profile K

m = 1.0 g

grey similar to RAL 7042, 1 pce.	0.0.648.08
----------------------------------	------------

Profile 8 160x60 6N E creates strong table legs thanks to a cross-section that provides maximum torsion resistance for minimal weight. Suitable for use with the Cantilever Feet and featuring Line 8 system grooves, it opens up countless opportunities to exploit its compatibility with the MB Building Kit System to build custom table solutions.



Profile 8 160x60 6N E

Al, anodized

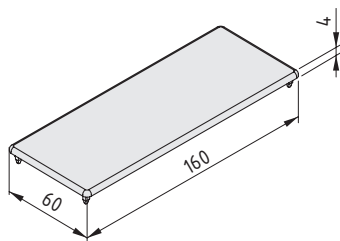
A [cm ²]	m [kg/m]	I _x [cm ⁴]	I _y [cm ⁴]	I _t [cm ⁴]	W _x [cm ³]	W _y [cm ³]
18.13	4.89	96.88	639.00	168.70	30.56	79.88
natural, cut-off max. 6000 mm						0.0.629.83
natural, 1 pce., length 6000 mm						0.0.629.81



Profile 8 160x60 4N E

Al, anodized

A [cm ²]	m [kg/m]	I _x [cm ⁴]	I _y [cm ⁴]	W _x [cm ³]	W _y [cm ³]
19.98	5.54	102.97	705.11	34.32	88.14
natural, cut-off max. 6000 mm					0.0.644.15
natural, 1 pce., length 6000 mm					0.0.644.16

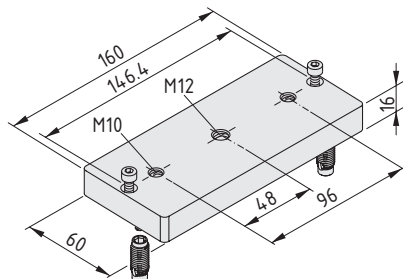
**Cap 8 160x60**

PA-GF

m = 28.0 g

grey similar to RAL 7042, 1 pce.

0.0.654.86

**Base Plate/Transport Plate 8 160x60**

Base Plate/Transport Plate 8 160x60, Al

2 Hexagon Socket Head Cap Screws DIN 912-M6x30, St, bright zinc-plated

2 Automatic Fasteners 8 with threaded bore, St, bright zinc-plated


m = 443.0 g

white aluminium, similar to RAL 9006, 1 set

0.0.655.21

Table-Top Support Set 8 520x100 is used to fasten table tops in place. It comprises two solid supports in compact dimensions that offer fastening options for the table legs, the table top and supporting struts on large work benches.

When used together, Profile 8 240x40 and the corresponding fastening set form an absolutely torsion-resistant connection between two table columns. Rock solid!

**Profile 8 240x40 8N light**

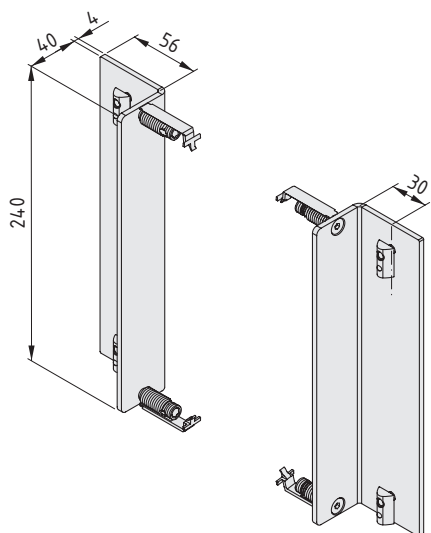
A [cm ²]	m [kg/m]	I _x [cm ⁴]	I _y [cm ⁴]	I _t [cm ⁴]	W _x [cm ³]	W _y [cm ³]
15.52	4.19	42.18	1,098.70	99.97	20.28	91.56

natural, cut-off max. 6000 mm

0.0.629.44

natural, 1 pce., length 6000 mm

0.0.629.41

**Fastening Set Profile 8 240x40**

2 angle brackets 240, St, white aluminium similar to RAL 9006

4 Automatic-Fastening Sets St, bright zinc-plated

4 Automatic-Fastening Set caps, PA-GF, grey

4 Countersunk Screws DIN 7991 M6x14, St, bright zinc-plated

4 Countersunk Screws DIN 7991 M6x20, St, bright zinc-plated

4 T-Slot Nuts 8 St M6, bright zinc-plated

m = 1.5 kg

1 set

0.0.656.06

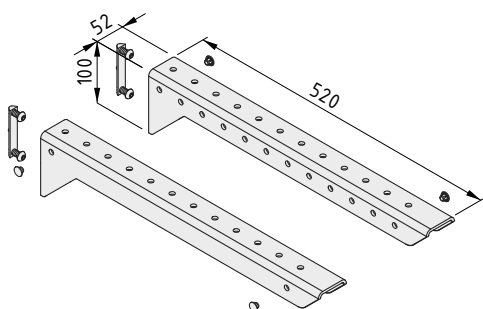
**Table-Top Support Set 8 520x100**

Table-Top Support right, St, powder-coated white aluminium similar to RAL 9006

Table-Top Support left, St, powder-coated white aluminium similar to RAL 9006

Fastening elements

m = 4.4 kg

1 set

0.0.676.17

Work bench accessories.



The accessories range offers countless practical additions and enhancements for work benches. After all, when everything is perfectly organised and in easy reach, work can be completed much faster.

A clean and clear work area means fewer distractions from the processes that actually add value. When you can lay your hands on everything you need without a second thought, it's easier to stay focused and error rates drop.

For example, work bench accessories help you stow and organise the things you rarely need.

The sturdy item Shelves are ideal as universal storage solutions. Fitted in place in one easy motion, they provide an extra storage space on any horizontal Line 8 groove.

Note: The products in the Tool stowage and Material picking sections are ideal accessories for organising the tools and working materials that are needed on a frequent basis. Frequently used tools and working materials need solutions that guarantee rapid access and secure stowage.

Work bench accessories: Products in this section.



Drawer Units

- Available in three heights
- Free-standing or mounted under the table top

31



Mini-Locker

- Metal locker with combination lock
- Mounted under table top or on profiles

33



Shelf 8

- Flat or with raised edges for added security
- For slotting into a Line 8 groove

34



Storage System 8 120x60

- With or without lid
- Configurable interior and easy picking

37



Waste Bin

- Clean transition thanks to flush fit against table edge
- Self-opening and closing lid

40



Arm Rest antistatic

- Relieves pressure on wrist and lower arm
- Wide, elastic cushions

41



Arm Rest, Height-Adjustable

- Takes strain off the arm during precision work
- Customisable height and angle

42



Packaging Tape Dispenser

- Retracted cutting edge for safety
- Patented fitting that holds all standard adhesive tapes

43



Drawer Units

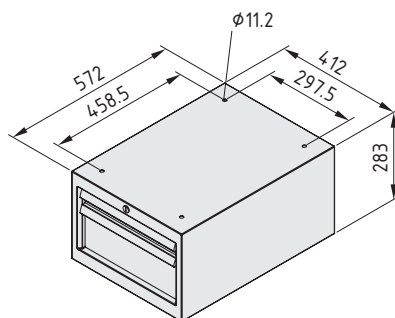

- In three heights
- Adjustable division of full pull-outs
- Mounted under table top
- Base available for free-standing version



The drawers have maintenance-free ball-bearing pull-outs (full pull-out) and a carrying capacity of 50 kg. They are fitted with non-slip mats and one of the drawers has adjustable compartments. The grip rails have inserts that can be written on, allowing easy drawer labelling. The Drawer Unit can be locked using a central lock.

Adapter sets allow Drawer Units to be fitted to all F, 2 F, F 2 F, E, and 4 E tables. The depth of your table determines which adapter set you need.

Base 130 for Drawer Unit S4 H650 allows the unit to be used as a free standing solution.

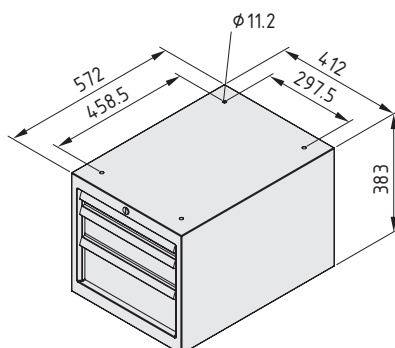


Drawer Unit S2 H283

Steel sheet
1 drawer 50 mm high
1 drawer 150 mm high with divider
Labelling cards for grip rails
Cylinder Lock with 2 keys
m = 31.0 kg

grey similar to RAL 7042, 1 pce.

0.0.603.18

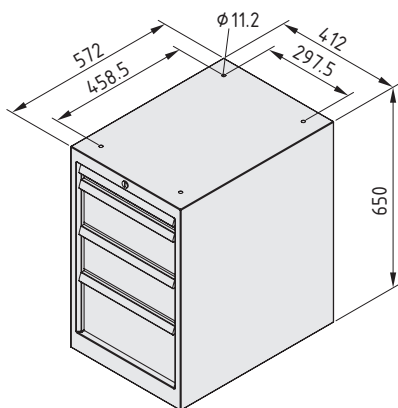


Drawer Unit S3 H383

Steel sheet
1 drawer 50 mm high
1 drawer 100 mm high with divider
1 drawer 150 mm high
Labelling cards for grip rails
Cylinder Lock with 2 keys
m = 40.6 kg

grey similar to RAL 7042, 1 pce.

0.0.603.19

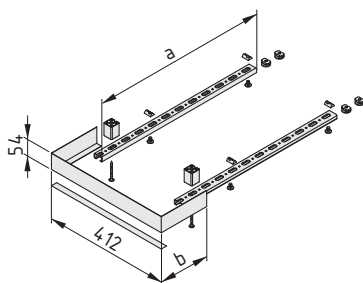


Drawer Unit S4 H650

Steel sheet
1 drawer 50 mm high
2 drawers 150 mm high
1 drawer divider
1 drawer 200 mm high
Labelling cards for grip rails
Cylinder Lock with 2 keys
m = 58.0 kg

grey similar to RAL 7042, 1 pce.

0.0.603.20



Drawer Unit Adapter Set, table depth 600

2 C-Profiles, St, bright zinc-plated
Facing, St, grey similar to RAL 7042
2 spacers, Al, natural
Double-sided adhesive tape
Screws and fastening elements
Notes on Use and Installation
a = 578 mm b = 153 mm m = 1.7 kg

1 set

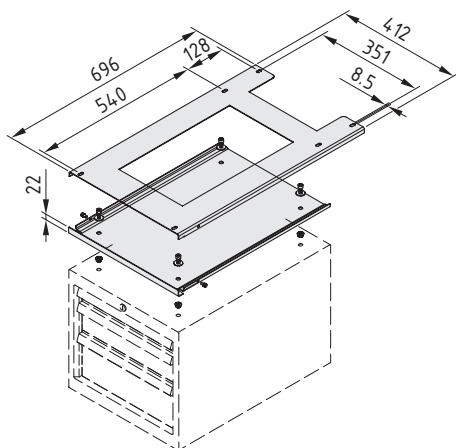
0.0.636.55

Drawer Unit Adapter Set, table depth 750

2 C-Profiles, St, bright zinc-plated
Facing, St, grey similar to RAL 7042
2 spacers, Al, natural
Double-sided adhesive tape
Screws and fastening elements
Notes on Use and Installation
a = 726 mm b = 303 mm m = 2.2 kg

1 set

0.0.636.56

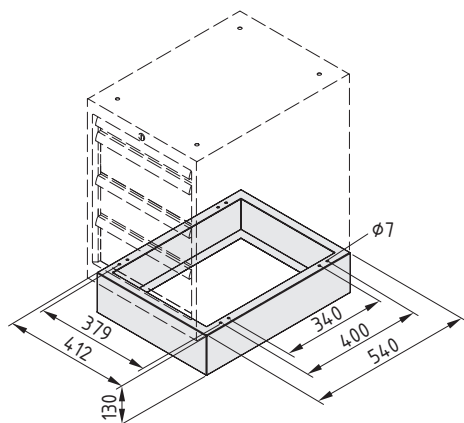


Drawer Unit, Mounting Frame

Steel sheet
Two parts
Fastening Set for attaching to Drawer Unit
m = 7.0 kg

grey similar to RAL 7042, 1 set

0.0.603.25



Drawer Unit, Base 130

Steel sheet
Fastening Set for attaching to Drawer Unit
m = 5.0 kg

grey similar to RAL 7042, 1 set

0.0.603.21



Mini-Locker 360x240x240

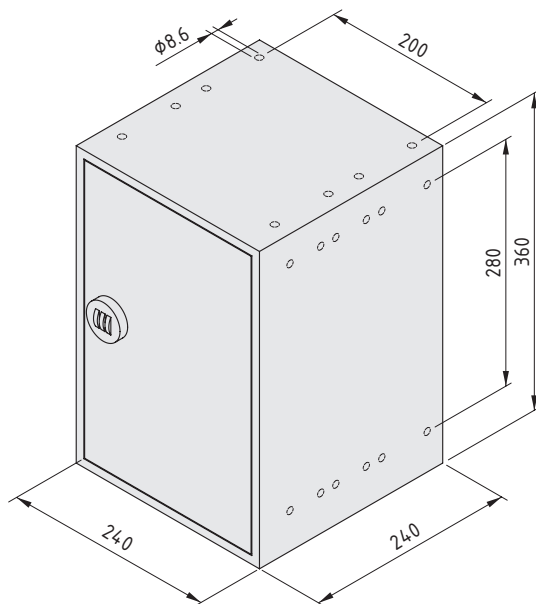
- Metal locker with combination lock
- Mounted under table top or on profiles

The Mini-Locker keeps belongings away from prying eyes, with a combination lock to protect against theft. Privately owned tools, valuables, etc. can all be stowed discretely at the work bench. This roomy locker can be installed in various positions on a work bench.



Tip

The Mini-Locker features pre-punched mounting points that cannot be seen from outside. To fasten it to profiles or panel elements, simply pierce these points to create holes in the desired positions.



Mini-Locker 360x240x240

Steel sheet, powder-coated white aluminium
Combination lock
Fastening elements
Notes on Use and Installation
m = 4.5 kg

1 set

0.0.652.90



Shelf 8 Shelf 8 with Raised Edge Shelf Cap Set 8 with Raised Edge

- High load-carrying capacity of 50 kg
- Preassembled and good to go



The straightforward storage surface on work benches. Simply slot item Shelf 8 into a Line 8 profile groove, secure it in place and then use it to store loads up to 50 kg!

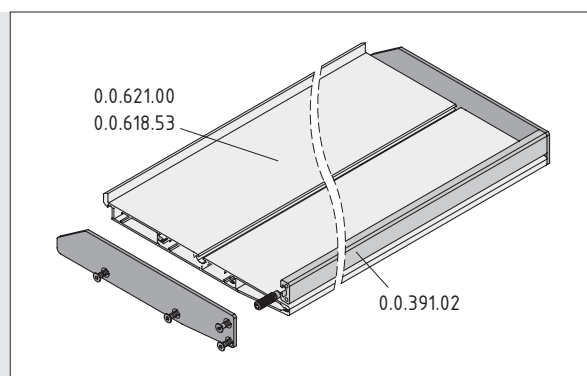
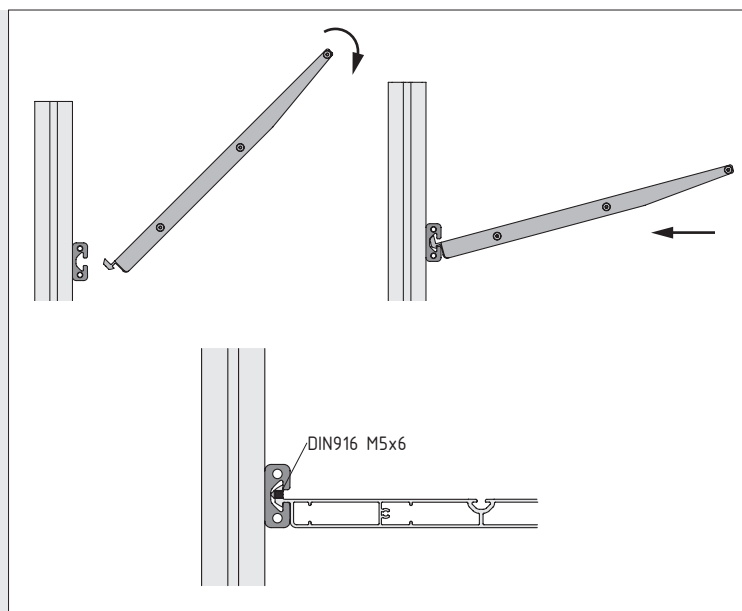
Since shelves can be used in a variety of ways, you can choose between a flat surface and one with an all-round edge.

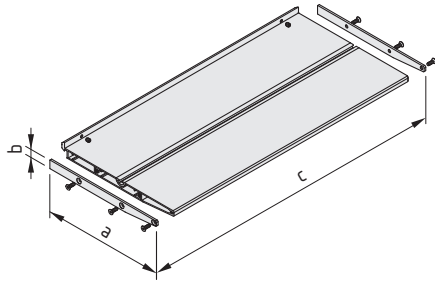
Shelves 8 200 and 320 make things particularly easy. Available preassembled in a width of 600 mm, all you have to do is unpack them, slot them into place and start using them!

The profiles are also available in cut-offs for customer-specific lengths and can be combined with Profile 5 20x10 (0.0.391.02) and the corresponding Caps when a raised edge is required.



Shelf Adapter Set 8 is the universal fastening system for your shelves – even if you don't have a Profile 8 groove available.





Shelf 8 200-600



Shelf 8 200, Al, natural
Shelf Cap Set 8 200, St, white aluminium
2 grub screws DIN 916-M5x6, St, bright zinc-plated
a = 200 mm b = 14 mm c = 600 mm m = 1.7 kg

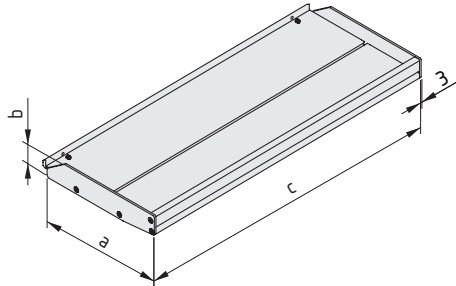
1 set 0.0.627.00

Shelf 8 320-600



Shelf 8 320, Al, natural
Shelf Cap Set 8 320, St, white aluminium
2 grub screws DIN 916-M5x6, St, bright zinc-plated
a = 320 mm b = 18 mm c = 600 mm m = 2.9 kg

1 set 0.0.626.97



Shelf 8 200-600 with Raised Edge



Shelf 8 200, Al, natural
Shelf Cap Set 8 200 with Raised Edge, St, white aluminium
Profile 5 20x10, Al, natural
a = 200 mm b = 36.5 mm c = 600 mm m = 2.0 kg

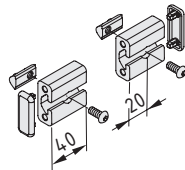
1 set 0.0.647.70

Shelf 8 320-600 with Raised Edge



Shelf 8 320, Al, natural
Shelf Cap Set 8 200 with Raised Edge, St, white aluminium
Profile 5 20x10, Al, natural
a = 320 mm b = 40.5 mm c = 600 mm m = 3.2 kg

1 set 0.0.647.66

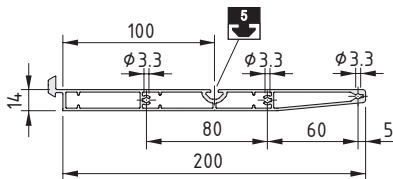


Shelf Adapter Set 8



Adapter Profile 8 40x16, Al, natural
2 Button-Head Screws M6x14, St, bright zinc-plated
2 Caps 8 40x16, PA-GF, black
2 T-Slot Nuts V 8 St M6, bright zinc-plated
m = 120.0 g

1 set 0.0.627.14



Shelf Profile 8 200



Al, anodized

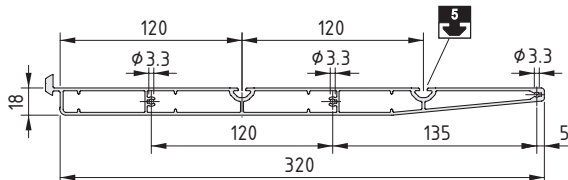
A [cm ²]	m [kg/m]	I _x [cm ⁴]	I _y [cm ⁴]	W _x [cm ³]	W _y [cm ³]
9.28	2.51	2.96	361.60	1.99	33.45
natural, cut-off max. 6000 mm					0.0.618.53
natural, 1 pce., length 6000 mm					0.0.618.56

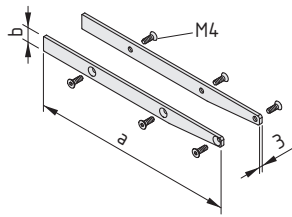
Shelf Profile 8 320



Al, anodized

A [cm ²]	m [kg/m]	I _x [cm ⁴]	I _y [cm ⁴]	W _x [cm ³]	W _y [cm ³]
15.13	4.10	7.83	1,420.95	4.69	84.04
natural, cut-off max. 6000 mm					0.0.621.00
natural, 1 pce., length 6000 mm					0.0.620.94





Shelf Cap Set 8 200



2 shelf caps 8 200, St, white aluminium
6 Countersunk Screws DIN 7991-M4x12, St, bright zinc-plated
a = 200 mm b = 14 mm m = 120.0 g

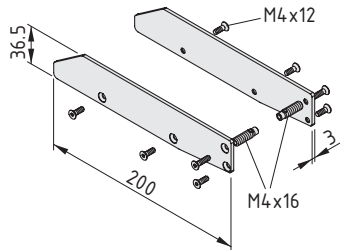
1 set 0.0.623.27

Shelf Cap Set 8 320



2 shelf caps 8 320, St, white aluminium
6 Countersunk Screws DIN 7991-M4x12, St, bright zinc-plated
a = 320 mm b = 18 mm m = 250.0 g

1 set 0.0.623.30

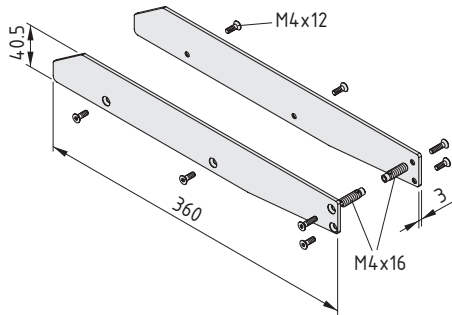


Shelf Cap Set 8 200 with Raised Edge



2 shelf caps 8 200, St, white aluminium
6 Countersunk Screws DIN 7991-M4x12, St, bright zinc-plated
2 Countersunk Screws DIN 7991-M4x16, St, bright zinc-plated
2 Automatic Fasteners 5 sleeves with threads, St, bright zinc-plated
m = 362.0 g

1 set 0.0.647.68

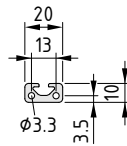


Shelf Cap Set 8 320 with Raised Edge



2 shelf caps 8 320, St, white aluminium
6 Countersunk Screws DIN 7991-M4x12, St, bright zinc-plated
2 Countersunk Screws DIN 7991-M4x16, St, bright zinc-plated
2 Automatic Fasteners 5 sleeves with threads, St, bright zinc-plated
m = 577.0 g

1 set 0.0.647.65



Profile 5 20x10



A [cm ²]	m [kg/m]	I _x [cm ⁴]	I _y [cm ⁴]	I _t [cm ⁴]	W _x [cm ³]	W _y [cm ³]
1.29	0.35	0.12	0.53	0.10	0.22	0.53
natural, cut-off max. 3000 mm						0.0.391.02
natural, 1 pce., length 3000 mm						0.0.448.03



Storage System 8 120x60

- Variable configuration options
- Can be used with and without lid

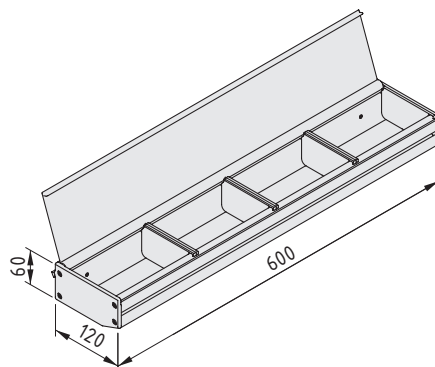
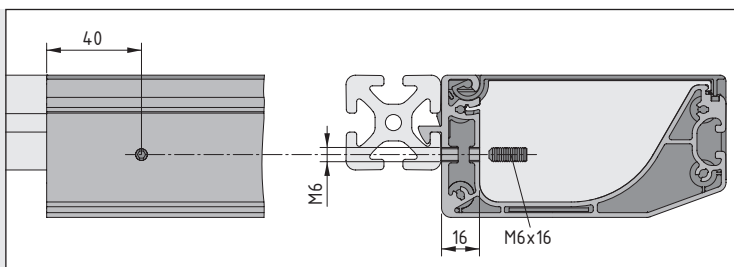


Anything that is not in constant use, but is still required, can be safely stowed away in Storage Profile 8 120x60. Using the movable Dividers creates additional order.

A Lid – which can also be configured to cover only certain sections – keeps dust out and helps ensure a tidy working environment that reflects the lean “5S” principles.

The Line 8 groove on the front allows users to attach additional accessories, such as elements from the item range of hooks and holders.

When mobile or temporary usage is required, the Storage System can be quickly and easily clipped onto a horizontal Line 8 groove. Grub screws are used to permanently mount Storage Profile 8 120x60.



Storage System 8 120x60 600



Storage Profile 8 120x60
3 Storage Profile 8 120x60 Dividers
Storage Profile 8 120x60 Lid
Storage Profile 8 120x60 Assembly Set
m = 3.0 kg

1 set

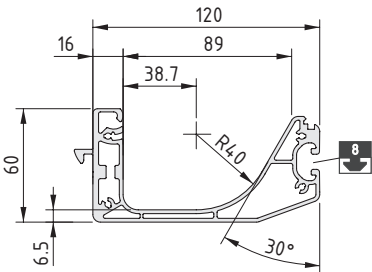
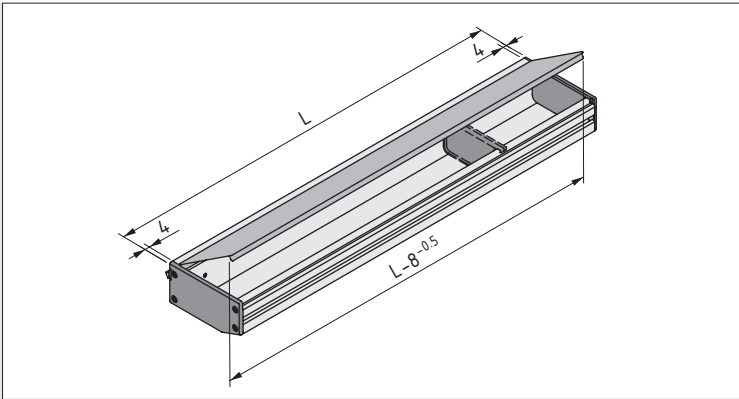
0.0.658.58



Components for the Storage System

Using the individual components that are available separately, you can design your own custom storage system to suit your specific requirements and the space that is available.

Dividers can be installed in one easy move to create separate sections within the Storage Profile and install partial lids, and can also be subsequently repositioned.




Storage Profile 8 120x60



Al, anodized
m = 3.02 kg/m

natural, cut-off max. 6000 mm	0.0.658.62
natural, 1 pce., length 6000 mm	0.0.658.63



Storage Profile 8 120x60 Lid



Al, anodized
m = 633 g/m

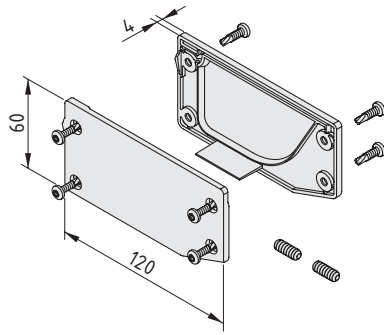
natural, cut-off max. 6000 mm	0.0.658.64
natural, 1 pce., length 6000 mm	0.0.658.65



Sealing Strip 3x2 sk

Closed-cell, self-adhesive on one side
Temperature range: -30°C to +110°C
Resistant to many oils, fuels, acids and alkaline solutions
m = 1.6 g/m

black, 1 pce., length 1000 mm	0.0.479.98
-------------------------------	------------



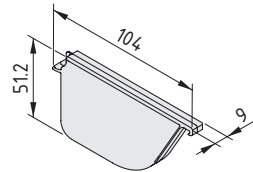
Storage Profile 8 120x60 Assembly Set



2 Caps, PA-GF
8 Countersunk Screws self-tapping 3.9x16 TX20, St, bright zinc-plated
2 grub screws DIN916-M6x16, St, bright zinc-plated
m = 63.0 g

grey similar to RAL 7042, 1 set

0.0.662.57



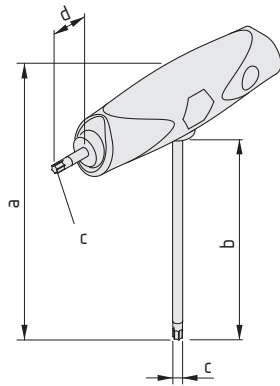
Storage Profile 8 120x60 Divider



PA-GF
m = 15.0 g

grey similar to RAL 7042, 1 pce.

0.0.658.54



Key with T-Handle TX20

Wrench, chrome vanadium steel, matt chrome-plated
Plastic grip, TPE

a = 132 mm b = 100 mm c = TX20 mm d = 17 mm m = 63.6 g

1 pce.

0.0.664.77



Waste Bin 35l

- Self-opening and closing lid
- Flush fitting

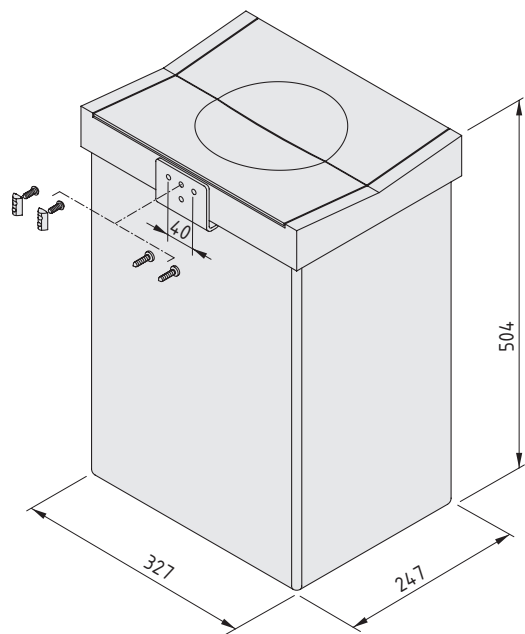


The self-opening and closing lid of the Waste Bin means it can be used with just one hand. As it is flush-mounted against the table top, order can be restored to a working surface in one easy fluid motion.

The robust fabric bag of the Waste Bin can handle discarded products and reusable parts without any need for a liner. However, it is advisable to use a Waste Sack when filling the bin with general rubbish. The bag can be easily removed for cleaning.

For added safety, the flexible material of the bag is designed to collapse during a collision.

Universal fastening elements mean that the Waste Bin can also be mounted on System-Mobiles, directly to a Line 8 groove or to a D30 construction.



Waste Bin 35l



- Swing lid, ABS
- Bracket, St
- Container, PVC coated fabric
- 1 Waste Sack, PE-LD
- 2 Spax button-head screws 6x25
- 2 Button-Head Screws ISO7380-M6x16
- 2 T-Slot Nuts V 8 St M6, bright zinc-plated
- m = 2.5 kg

1 set	0.0.650.66
-------	------------

Waste Sack 35l

- PE-LD
- 570x600 mm
- m = 430.0 g
- black, 1 roll of 20 Sacks

black, 1 roll of 20 Sacks	0.0.659.78
---------------------------	------------



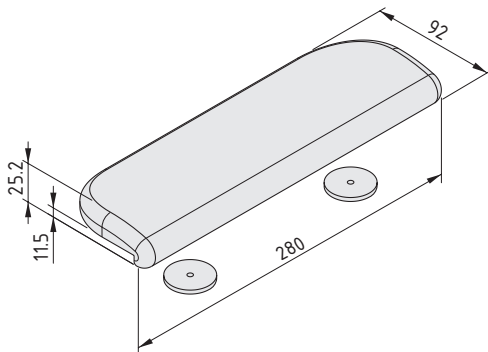
Arm Rest antistatic

- Wide, elastic cushions
- Makes edges more comfortable for wrists and lower arms
- Simple fixings for benches and profiles



Ergonomic Arm Rest for rounding table edges and ensuring a comfortable contact temperature. It is fastened in place using hook-and-loop pads that can either be bonded to a table top via their self-adhesive backing or screwed into place on a profile.

The antistatic surface prevents the build-up of electrostatic charges.



Arm Rest antistatic



PUR with hook-and-loop fastening, black
2 fastening pads, self-adhesive
m = 130.0 g

1 set

0.0.465.10



Arm Rest, Height-Adjustable

- Takes the strain
- Supports precision assembly
- Individually adjustable

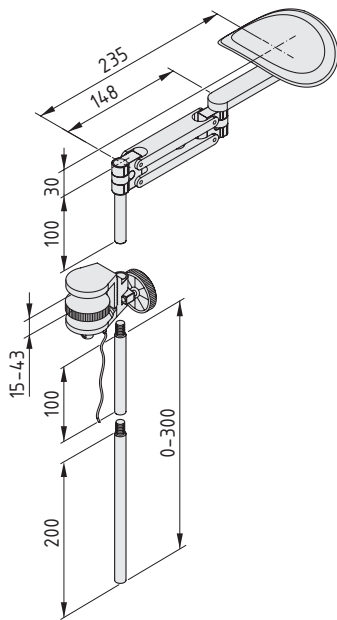


Precision work, particularly where repetitive activities are involved, can result in serious and chronic musculoskeletal complaints caused by constrained postures.

The cushioned floating rest supports the arm without creating pressure points, thereby enabling fatigue-free work. High-quality needle bearings in two joints deliver the necessary freedom of movement in addition to precise, smooth guidance.

The Arm Rest is fitted to the front edge of the table top and features a steplessly variable manual height adjustment system that ensures it can be adapted to the job at hand. Any protruding segments of the vertical fastening axle can be removed to keep leg room under the table clear.

The parallelogram can also be adjusted to suit the arm length of the operator. The Arm Rest has an ESD-safe design and is linked up to the central earth connection by cable.



Arm Rest, Height-Adjustable, ESD



Arm rest, cushioned
Screw clamp fastening
Line, Ø2.4 mm, length 600 mm, crocodile clip, black
m = 850.0 g

1 set

0.0.654.71



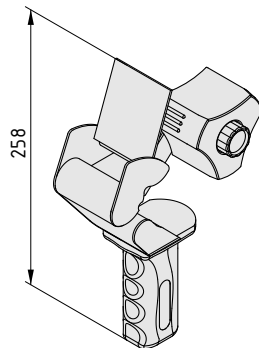
Packaging Tape Dispenser

- Exceptionally fast roll replacement
- Retracted cutting edge
- Ergonomic soft-touch grip

The high-quality metal item Packaging Tape Dispenser is the ideal tool for applying and cutting adhesive packaging tape in one easy action. The rubber-coated roller presses the tape firmly down without damaging packaging, while the integrated cutting blade is only released when the transparent guard is actuated, thereby preventing injury hazards.

The item Packaging Tape Dispenser features an ergonomic soft-touch grip that is suitable for right and left-handed use.

As the friction on the roller brake can be manually adjusted, the tension can be set just right for any material. The dispenser and its patented twincore system is suitable for adhesive tape with a core diameter of 76 mm and 38 mm (1.5" and 3") and a width of up to 50 mm.



Packaging Tape Dispenser

For rolls with a core diameter of 1.5" and 3"

Metal frame
Soft-touch grip
Adjustable roller brake
Retracted blade (injury prevention)
m = 600.0 g

1 pce.

0.0.668.91

Chairs.



Back pain, particularly in the case of seated activities, is among the most common complaints and causes of illness-related downtime. The ergonomically designed Chairs from item provide noticeable relief from the stresses and strains associated with processes in production operations, workshops and laboratories. Thanks to intuitive adjustment options, they can adapt to suit any user.

An ingenious mechanical system ensures loading and strain are distributed evenly over the entire musculoskel-

etal system. The slimmed-down back rest ensures users benefit from freedom of movement in the arm and shoulder areas. If required, adjustable Arm Rests can be used to provide support when carrying out precision activities, thereby preventing premature fatigue.

Designed for industrial use, these Chairs are extremely durable, even when exposed to harsh conditions. By using the right chairs, you will boost the satisfaction, health and motivation of your staff!



Chairs: Products in this section.



Chair, Low-Level, PU

- For sitting work benches
- Seat height adjustment 430-590 mm
- With load-dependent braking castors for hard floors

 46



Chair, High-Level, PU

- For sitting/standing work benches
- Seat height adjustment 580-830 mm
- Foot ring with non-slip surface

 46



Foot rest

- Inclined foot rest
- Ergonomic relief for the legs
- Height adjustable

 48



Chairs

- Fatigue-free working thanks to ergonomic Chairs
- Also with elevated seating position
- Robust, industrial-grade surfaces

The ergonomic item Chair range: Two basic models are available for different purposes:

- **Chair, Low-Level, PU** is ideal for typical sitting work benches with a seating height of 430 to 590 mm.
- **Chair, High-Level, PU** supports both sitting and standing working with a raised seating position of 580 to 830 mm. Load-dependent braking castors ensure easy manoeuvrability without compromising safety.

Both industrial Chairs satisfy current requirements for ergonomic sitting. Work that demands focused concentration is best carried out with relaxed muscles. This is achieved with various adjustment options that factor in the physical characteristics of individual users:

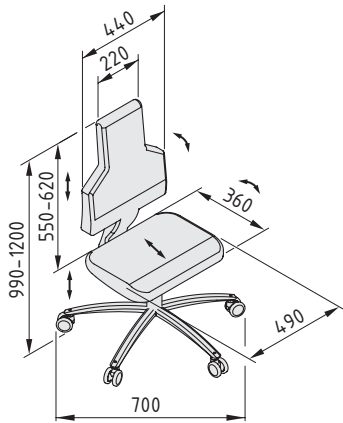
- Tilt and height-adjustable back rest (80 mm range)
- Slight forward tilt on seat to tilt the pelvis and thus straighten and elongate the spinal column
- Spring-loaded tilt adjustment by up to 35° for active, upright sitting (synchronised mechanical system)
- Adjustable seat depth to support the thighs, with 50 mm adjustment range
- Cutaway shoulder area for optimum freedom of movement

The specifications have been developed to suit harsh industrial environments. Highly robust materials and dependable technology ensure a long service life. item provides a 5-year warranty for all Chairs. The seat material is also comfortable for long periods of sitting:

- Polished aluminium foot rest with impact protection, 700 mm diameter
- PU seat and back cushioning, abrasion resistant and washable
- Reliable and maintenance-free safety gas spring

Both Chairs are available in electrostatically dissipative variants. They can also be fitted with Arm Rests to take extra strain off the arms.



**Chair, Low-Level, PU**

m = 21.7 kg

1 pce.

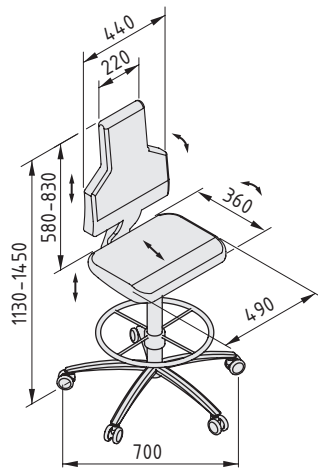
0.0.639.92

Chair, Low-Level, PU ESD

m = 19.6 kg

1 pce.

0.0.639.95

**Chair, High-Level, PU**

m = 24.6 kg

1 pce.

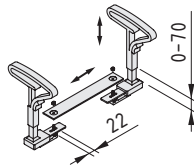
0.0.639.93

Chair, High-Level, PU ESD

m = 22.3 kg

1 pce.

0.0.639.96

**Arm Rests, PP**

m = 3.3 kg

1 set

0.0.639.97

Arm Rests, PP ESD

m = 3.3 kg

1 set

0.0.639.98



Foot Rest

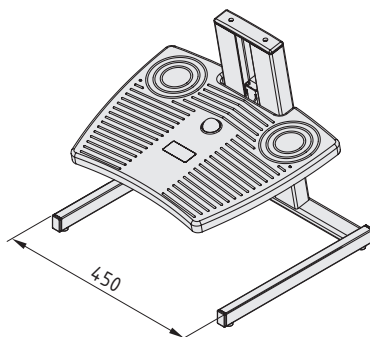
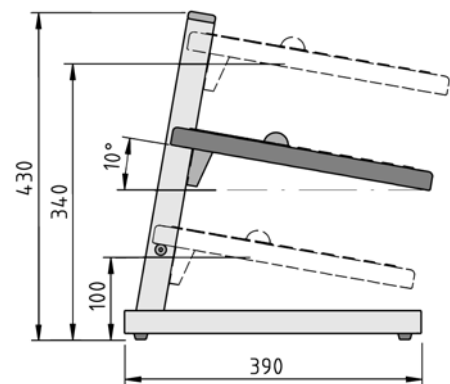
- Height adjustable
- Ergonomic relief for the legs
- Inclined foot rest



A crucial component for any ergonomic work bench: The electrostatically dissipative Foot Rest features a foot-operated, stepless height-adjustment system that users can operate without having to stop work.

The tread plate can be secured in one of two different basic positions – high or low. As a result, the Foot Rest can be used in normal sitting positions, when using a high-level chair and even when standing.

With a non-slip footboard and stable design, the Foot Rest has been awarded a “GS” safety certificate as a rising aid.



Foot Rest 450x400 ESD



Base frame, St
Lifting column, Al
Tread plate, PA
Notes on Use and Installation

black, 1 set

0.0.600.72

Power and data supply.



Every work bench needs power outlets, whether for electricity, compressed air or both, and links to data networks are often required, too. The item Work Bench System makes it easy to fit out workstations safely to custom specifications. Most components can be installed easily and discretely without requiring any specialist expertise. With a clean look, and positioned precisely where they are needed, the outlets are both reliable and safe. Subsequent modifications and adjustments can also be made with ease.

From supplying digital data via a USB connection or network cable to safeguarding a work bench with an RCD protection switch – all these features and more can be perfectly integrated.

Various cable conduits are available as a secure and neat solution for routing cables. Conduit System E offers ready-made aluminium ducts in a range of sizes. If you prefer a custom solution, you can use modular cable ducts to create your own bespoke system.

Flexible Conduit E, meanwhile, offers a neat solution for connecting your cable duct to the floor. Its built-in manoeuvrability means it can be used with height-adjustable tables.

Pneumatic components can be connected up with ease when using the Compressed Air Manifold. Combined with the Compound Slide Overhang and item Tool Balancers, you can create ergonomic and productive solutions for manual production.

Power and data supply: Products in this section.



Multi-Socket Power Strips

- Available in various sizes
- Strips can also be fitted with USB, network and telephone sockets

54



Compressed air

- Simply screw the Manifold into place
- Secure vent couplings

58



Cable Guide Profile 8 40x16

- Simply cut to size and clip into place
- Three separate chambers

59



Flexible Conduit E

- Secure cable guidance from a floor outlet
- Also suitable for electrically height adjustable benches

60



Cable ducts

- Complete aluminium cable ducts
- Also modular solutions for custom applications

61



Distribution Strip

Distribution strip inserts

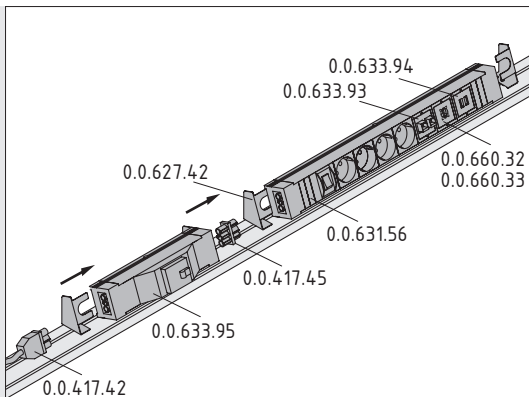
- Four sockets
- Three empty slots for USB, telephone and network connections
- Can be extended using system plug
- Can be installed in Profile 8 160x60 4N K56

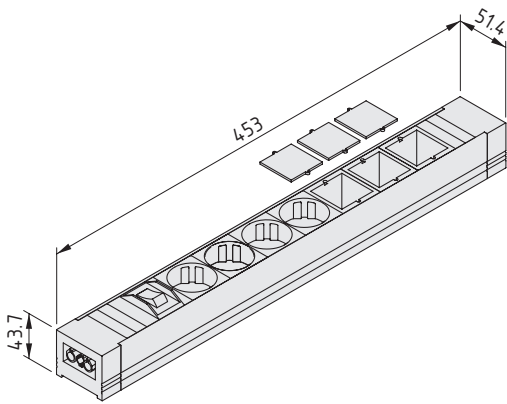
One for all – the Distribution Strip includes four power sockets (German domestic standard) and three empty slots. These slots allow you to incorporate connections for network cables/telephone lines (RJ45) and USB cables in the same strip.

A system plug establishes the connection with an external power supply, while the modular system ensures several Distribution Strips can be connected in series. Distribution Strip RCD Unit creates an all-pole break between the system and the power supply in the case of overload or short-circuit. If necessary, the Connecting Cable, Socket / Earthed Plug with earthing lead can be used to create additional earthing via a separate cable with a ring cable lug, all in line with the VDE 0100 standard.

The three-pole system plug (VED 0100) is also used with the item Multi-Socket Power Strip, 5 outlet (0.0.627.44), Light Fitting 55 W (0.0.417.34) and Lamp 35 W (0.0.417.60).

The Distribution Strip can be fastened to any item profile struts at various angles (0.0.627.42, 0.0.627.40) or can be integrated directly into a table upright with a cable conduit for a particularly neat solution.



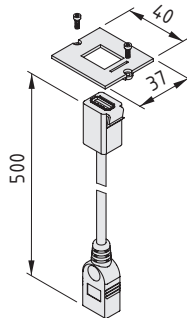


Distribution Strip

4 power sockets (German domestic standard) with two-pole ON/OFF switch
3 empty slots for inserts
System plug connection
Notes on Use and Installation
m = 530.0 g

1 pce.

0.0.631.56

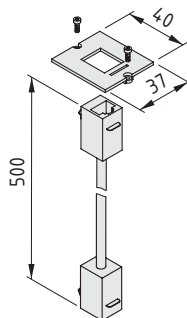


Distribution Strip Insert USB K56

Socket connector/socket connector USB-A, 3.0 (backward compatible)
Connecting cable
m = 23.0 g

1 set

0.0.660.32

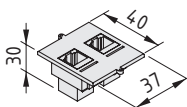


Distribution Strip Insert RJ45 K56

Socket connector/socket connector, network RJ45, CAT 6
Connecting cable
m = 23.0 g

1 set

0.0.660.33

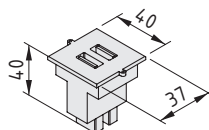


Distribution Strip Insert RJ45

Distribution strip module
2 RJ45 jacks, CAT5e
m = 35.0 g

1 pce.

0.0.633.93

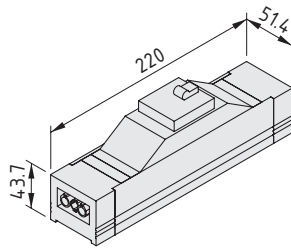


Distribution Strip Insert USB

Distribution strip module
2 USB ports
m = 35.0 g

1 pce.

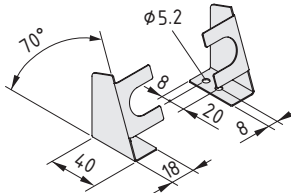
0.0.633.94



Distribution Strip RCD Unit

System plug connection
Rated tripping current: 30 mA
Overload protection: 25 A
m = 435.0 g

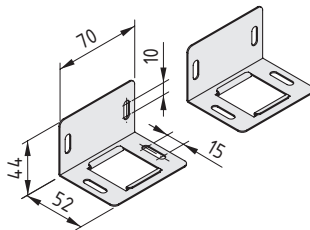
1 pce. 0.0.633.95



Multi-Socket Power Strip Angle Fastening Set 70°

2 angle brackets 70°, St, bright zinc-plated
m = 65.0 g

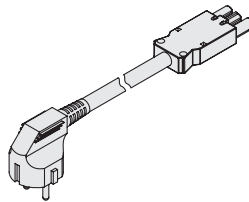
1 set 0.0.627.42



Multi-Socket Power Strip Angle Fastening Set

2 angle brackets 90°, St, bright zinc-plated
m = 84.0 g

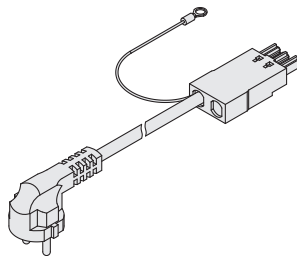
1 set 0.0.627.40



Connecting Cable, Socket / Earthed Plug

Cable length 3 m (1.5 mm²)
m = 370.0 g

black, 1 pce. 0.0.417.42



Connecting Cable, Socket / Earthed Plug with earthing lead

Cable length 3 m (1.5 mm²)
Inside diameter of ring cable lug 6.5 mm
m = 385.0 g

black, 1 pce. 0.0.677.54



Adapter, Socket / Plug

incl. dowel
m = 13.0 g

black, 1 set 0.0.417.45



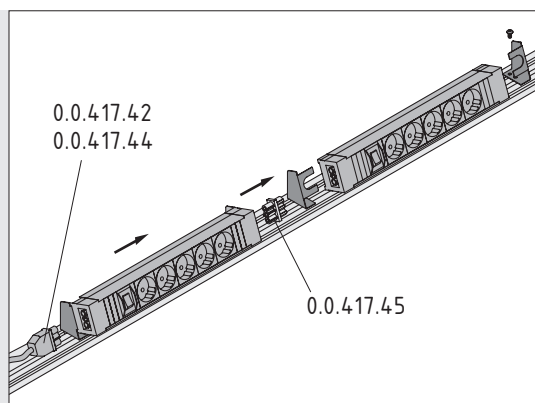
Multi-Socket Power Strip, 5 outlet

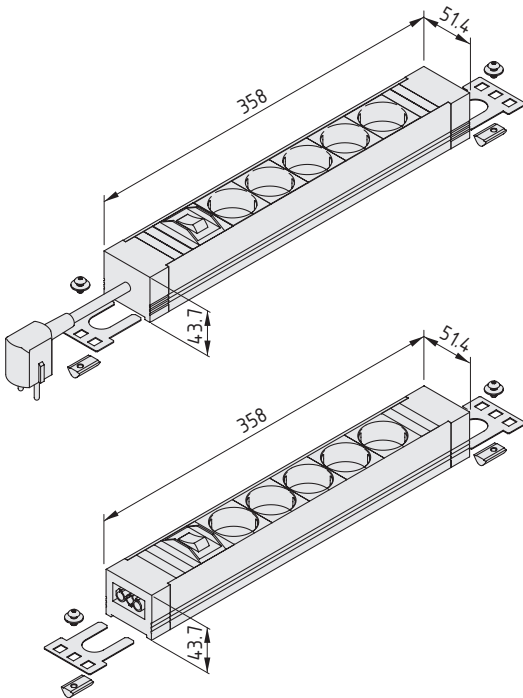
- Securely fixed to a profile groove
- Angled installation ensures easy access
- With practical central ON/OFF switch
- Can be installed in Profile 8 160x60 4N K56

Robust Multi-Socket Power Strip in industrial quality. An impact-proof aluminium housing accommodates 5 sockets (German domestic standard) and an all-pole ON/OFF switch with indicator light.

Mains connection via a fixed conventional power cord or a system plug – two strips can also be connected together using Adapter, Socket/Plug (0.0.417.45, max. 16 A).

Can be fastened to profile grooves and all panels: fits flush with the fastening elements included. The Fastening Sets also enable you to fit the units at an angle of 90° or 70° (particularly ergonomic).





Multi-Socket Power Strip, 5 outlet, with conventional power cord

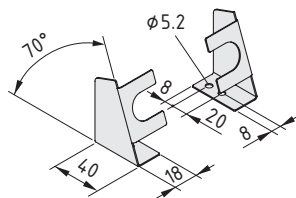
Housing, Al, anodized, natural
 5 power sockets (German domestic standard)
 ON/OFF switch, illuminated, 2-pole
 Feed cable 1.5 mm², l = 2 m
 2 fastening brackets
 2 T-Slot Nuts V 8 St M5, bright zinc-plated
 Fastening elements
 m = 670.0 g

1 set	0.0.627.43
-------	------------

Multi-Socket Power Strip, 5 outlet, with system plug

Housing, Al, anodized, natural
 5 power sockets (German domestic standard)
 ON/OFF switch, illuminated, 2-pole
 System plug
 System socket
 2 fastening brackets
 2 T-Slot Nuts V 8 St M5, bright zinc-plated
 Fastening elements
 m = 450.0 g

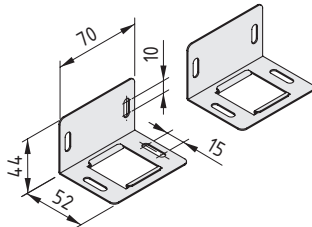
1 set	0.0.627.44
-------	------------



Multi-Socket Power Strip Angle Fastening Set 70°

2 angle brackets 70°, St, bright zinc-plated
 m = 65.0 g

1 set	0.0.627.42
-------	------------



Multi-Socket Power Strip Angle Fastening Set

2 angle brackets 90°, St, bright zinc-plated
 m = 84.0 g

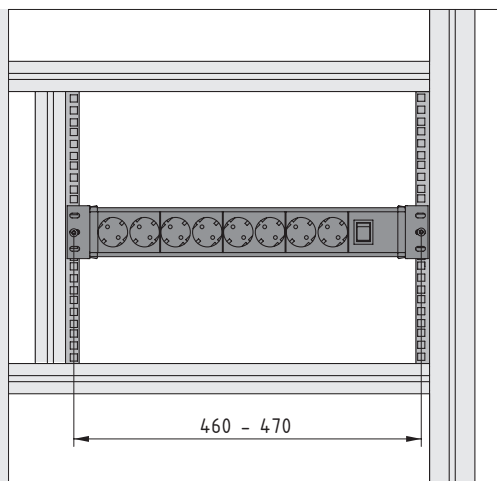
1 set	0.0.627.40
-------	------------



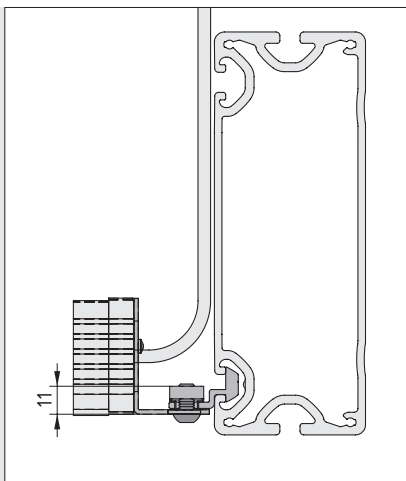
Multi-Socket Power Strip, 8 outlet, 19", with conventional power cord

- Robust and powerful
- Secure screw attachment to Rebate Profile 19"

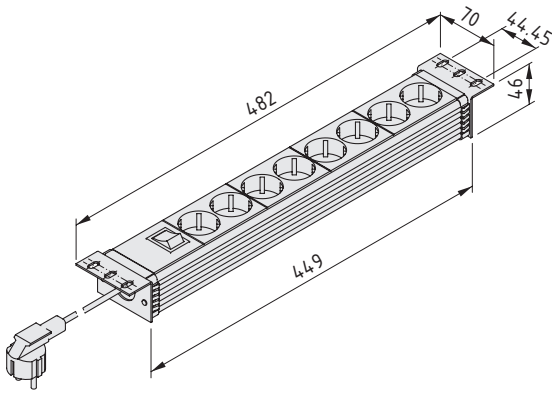
The item Multi-Socket Power Strip, 8 outlet is the ideal helper for your power supply needs, for example as a control panel element. The strip includes eight power sockets (German domestic standard) and an all-pole ON/OFF switch with indicator light – all in a plastic housing with fittings to accommodate Rebate Profile 19".



To ensure you can position your power supply precisely where you need it, the robust Multi-Socket Power Strip can be fitted to the profile grooves of a machine frame or structure. It is connected to the mains via a fixed cable with a plug (German domestic standard)



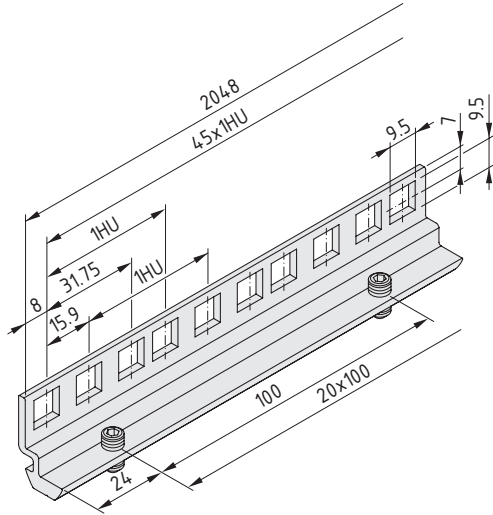
Multi-Socket Power Strip 19" is fitted to a Profile 8 groove using Rebate Profile 19".



Multi-Socket Power Strip, 8 outlet, 19", with conventional power cord

8 power sockets (German domestic standard)
Feed cable 1.5 mm², max. 16 A, l = 3 m
ON/OFF switch, illuminated
m = 870.0 g

1 pce. 0.0.631.79



Rebate Profile 8 Al 19"



Al, anodized
Fully machined with openings and 21 M6 threads incl. grub screws DIN 913-M6x12, St, bright zinc-plated
m = 576.0 g

natural, 1 pce., length 2048 mm 0.0.398.19



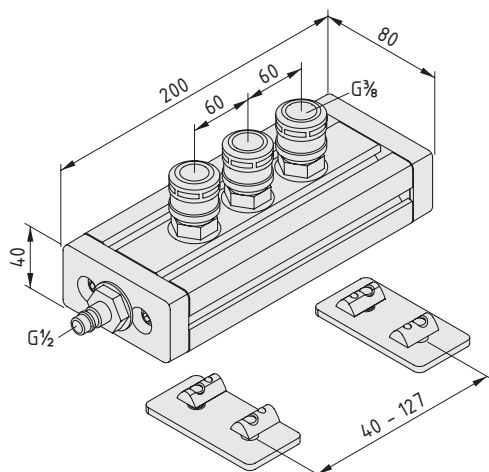
Compressed Air Manifold Compressed Air Manifold Without Quick-Action Couplings

- Easy to fasten to a profile groove
- With three quick-action couplings
- Safety couplings with vent function



Compressed air connections precisely where you need them – with the Compressed Air Manifold from item. Fit the Compressed Air Manifold to work bench profiles and use the three vent couplings to connect up your compressed air devices quickly and safely (operating pressure $P_{perm.} = 8 \text{ bar}$). Nominal diameter of couplings: 7.2 mm, thread G 3/8. Connection for the compressed air feed line: G 1/2.

Also available without couplings for custom connections.



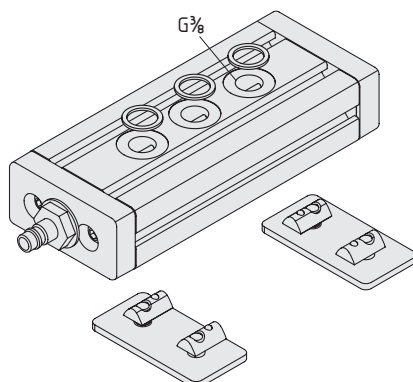
Compressed Air Manifold



Compressed Air Manifold, Al, natural
3 quick-release couplings G 3/8, St - ND 7.2 mm
Male connector G 1/2, St - ND 7.2 mm
2 Flat Brackets 8 40, St, white aluminium
4 Fastening Sets, St, bright zinc-plated
m = 1.9 kg

1 set

0.0.635.98



Compressed Air Manifold Without Quick-Action Couplings



Compressed Air Manifold, Al, natural
3 seals G 3/8, Al
Male connector G 1/2, St - ND 7.2 mm
2 Flat Brackets 8 40, St, white aluminium
4 Fastening Sets, St, bright zinc-plated
m = 1.6 kg

1 set

0.0.645.40

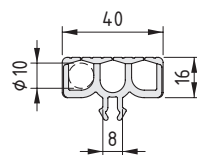
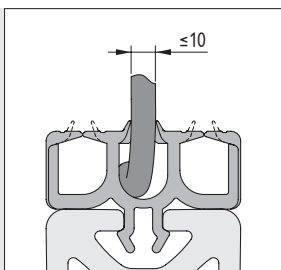


Cable Guide Profile 8 40x16

- Easy to process
- Simply clip into a Line 8 groove
- Three separate conduits



The fastest cable conduit solution from item – simply cut to length and press into a Line 8 groove. The profile incorporates three separate conduits, which makes it incredibly easy to lay and replace individual cables as necessary. Cables can even be laid around corners by pushing Cable Guide Profiles up against each other. item Multi-Purpose Pliers (0.0.265.63) are all that is needed to cut the profile to size.



Cable Guide Profile 8 40x16

PVC

A [cm²] m [kg/m]

3.30 0.46

grey similar to RAL 7042, 1 pce., length 2000 mm

0.0.654.44

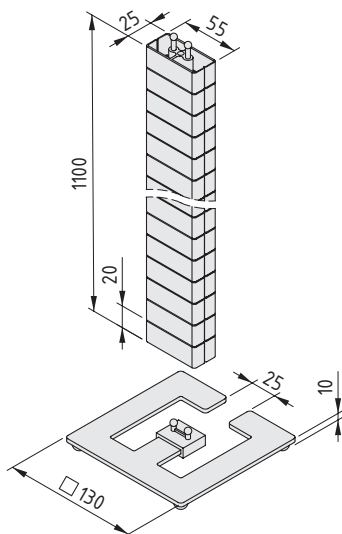




Flexible Conduit E

- Secure, neat cable guidance
- Flexible thanks to moving ribs
- Includes base plate

Eliminate the hazards posed by loose cables! item Flexible Conduit E provides a neat, flexible link between the base plate and the cable duct on the work bench. Data and power lines can be routed separately in two chambers. The overall length, including base plate, is 110 cm and it can also accommodate the movement of electrically height adjustable benches.



Flexible Conduit E

Flexible Conduit 55x25, PP, white aluminium, similar to RAL 9006

Base plate, St, white aluminium, similar to RAL 9006

m = 605.0 g

1 pce.

0.0.635.78



Modular Cable Duct

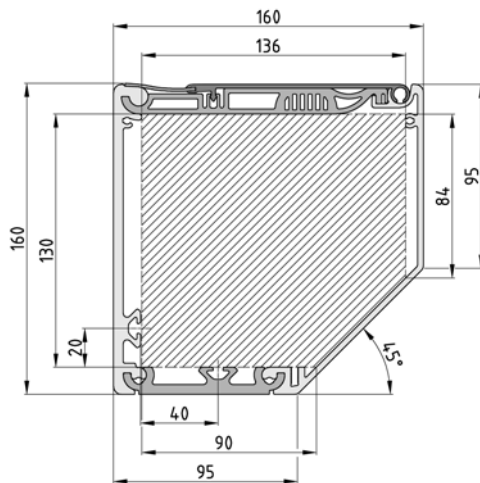
- Sealing Brush can run full width of bench
- Easily adaptable thanks to modular structure
- Internal Line 5 groove for fixings

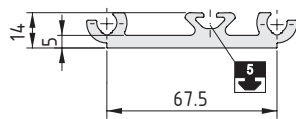
Special modular conduit for use as a cable duct in custom widths on all types of bench. Lines can be introduced and fed out at any position. A flexible brush creates a seal along the cover of the cable duct.

Thanks to modular design principles, cable ducts can be built for work benches of virtually any size, shape and design.

The robust cable duct can be installed anywhere on the work bench through holes drilled in Wall Profile KW and is inherently stable.

Although the cable duct has a large swing lid opening, Catch KW provides the necessary stability when clipped into place (two per metre).



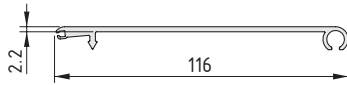


Support Profile KW

Al, anodized
m = 1.50 kg/m

natural, cut-off max. 3000 mm

0.0.474.75

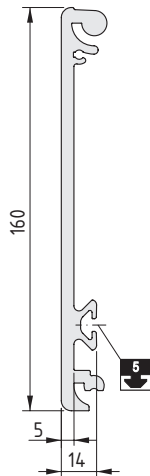


Lid Profile 160 KW

Al, anodized
m = 0.74 kg/m

natural, cut-off max. 3000 mm

0.0.474.78

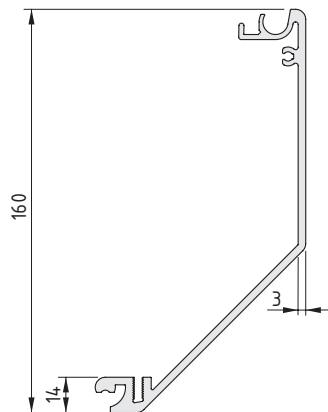


Wall Profile KW

Al, anodized
m = 3.00 kg/m

natural, cut-off max. 3000 mm

0.0.474.79

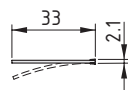


Wall Profile 160-45° KW

Al, anodized
m = 2.25 kg/m

natural, cut-off max. 3000 mm

0.0.474.76

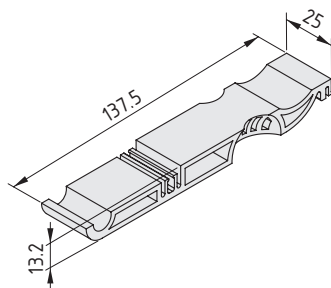


Sealing Brush KW

PA
m = 40 g/m

black, 1 pce., length 2000 mm

0.0.488.47

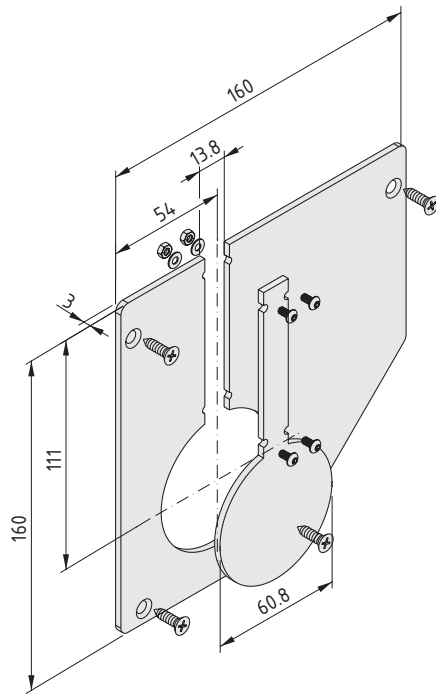


Catch 160 KW

PA-GF
m = 34.0 g

black, 1 pce.

0.0.474.70



Conduit Cap 160-45° KW

2 Conduit Caps, St, black
 2 covers, St, black
 8 Button-Head Screws ISO 7380-M3x6, St, black
 8 washers DIN 125-3.2, St, black
 8 hexagon nuts DIN 934-M3, St, black
 8 Self-Tapping Screws DIN 7982-4.2x16, St, black
 m = 540.0 g

1 set

0.0.474.98



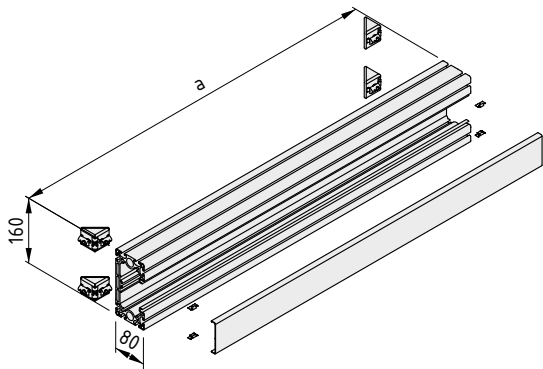
Installation Profile 160x80 1200, 1500, 1800

- Cable conduit and compressed-air conduits
- Direct installation of switches
- Complete sets for work benches



Staying well supplied at the work bench: Installation Profile 160x80 can be used to install all inserts exactly where they are needed at the work bench. The complete sets include the Profile with integrated cable conduit and dual compressed-air conduit, Cover Profile and fixings.

Users can fit plug sockets and switches directly to the cable conduit of this load-bearing profile, which is designed for tables in the standard widths of 1200 mm, 1500 mm and 1800 mm. Simply clip the Mounting Box into place – job done! Face Plates M45 with Labelling Panel, Horizontal can be used with the profile. Pneumatic Connecting Set 8 80x40 G1/2 (0.0.674.43) is used to install outlets for a compressed air supply.



Installation Profile 160x80 1200



Installation Profile 8 160x80 K76, Al
Cover Profile 76K, Al
Installation Profile 160x80 Assembly Set
a = 1,080 mm m = 9.5 kg

1 set

0.0.676.11

Installation Profile 160x80 1500



Installation Profile 8 160x80 K76, Al
Cover Profile 76K, Al
Installation Profile 160x80 Assembly Set
a = 1,380 mm m = 12.0 kg

1 set

0.0.676.12

Installation Profile 160x80 1800



Installation Profile 8 160x80 K76, Al
Cover Profile 76K, Al
Installation Profile 160x80 Assembly Set
a = 1,680 mm m = 14.4 kg

1 set

0.0.676.13



Cable Duct E 160x160, 160x80

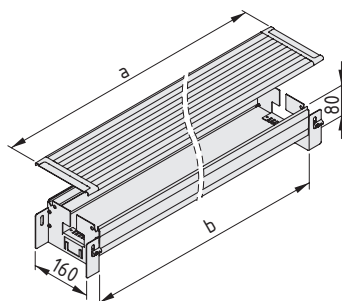
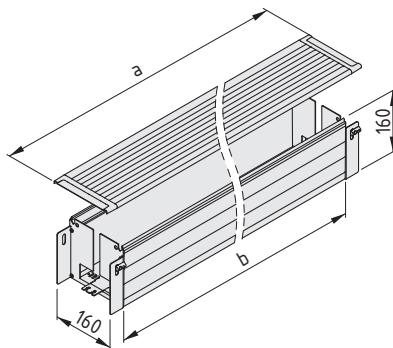
- Particularly large cable conduits for work benches
- Complete sets, including lid



Plenty of space for all cables, plugs and power packs: The generously proportioned Cable Duct E 160x160 keeps everything safely stored at the work bench, away from dust, for a tidy and safe working environment.

Cable ducts E 160x160 are available in the corresponding widths and ready for connection to the item work benches. When combined with Table Uprights K56 that feature an integrated cable conduit (0.0.670.72), cables can be routed out of sight all the way to the cable duct. Cable Entry Protector, Lid 160 with Sealing Brush (0.0.665.12) can be integrated wherever required, creating a clean, safe outlet for cables at table level.

To ensure cables can be routed safely from the cable duct to the floor, both ends incorporate a bracket for a Flexible Conduit (0.0.635.78).



The following applies to all the sets below:

Conduit Profile U 160x160 SE / U 160x80 SE, Al, anodized
Support Profile 160, Al, anodized
2 Cable Entry Protectors 160 with Sealing Brush
Fastening materials

Cable Duct E 1200-160x160

a = 1,080 mm b = 980 mm m = 5.4 kg

1 set 0.0.678.31

Cable Duct E 1500-160x160

a = 1,380 mm b = 1,280 mm m = 6.8 kg

1 set 0.0.678.32

Cable Duct E 1800-160x160

a = 1,680 mm b = 1,580 mm m = 8.2 kg

1 set 0.0.678.33

Cable Duct E 1200

a = 1,080 mm b = 980 mm m = 3.8 kg

1 set 0.0.637.17

Cable Duct E 1500

a = 1,380 mm b = 1,280 mm m = 4.8 kg

1 set 0.0.637.18

Cable Duct E 1800

a = 1,680 mm b = 1,580 mm m = 5.9 kg

1 set 0.0.637.19




Conduit Profiles U SE
Cable Duct E assembly sets

- For building custom cable ducts
- Compatible assembly sets for work benches

Endless space! Conduit Profile U 160x160 SE is large and offers plenty of space, even for socket strips that have large power packs plugged into them. Just as deep but not as tall: Conduit Profile U 160x80 SE and Cable Duct E 160x80 assembly set can be used to construct generous cable ducts that are flatter than those using the large Conduit Profile U 160x160 SE. The custom solution for a tidy workstation!

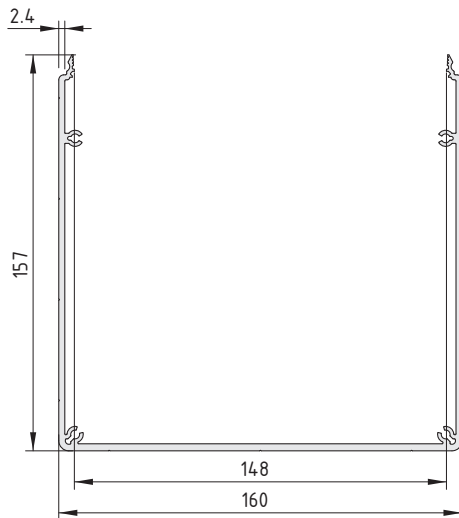
Using Support Profile 160 (0.0.265.84) as a lid and fitting Cable Entry Protector, Lid 160 with Sealing Brush (0.0.665.12) protects the contents and ensures that cables can be routed to where they are needed.

Conduit Profile U 160x160 SE and Conduit Profile U 160x80 SE can be fitted to panels, walls and Line 8 profiles. The compatible assembly sets are used to connect the Cable Conduits to standalone benches, for example. They support a strain relief system and can accommodate Flexible Conduit E (0.0.635.75), which ensures cables can be guided safely to the floor.



Conduit Profile U 160x80 SE

Al, anodized		
A [cm ²]	m [kg/m]	
5.98	1.95	
natural, cut-off max. 3000 mm		0.0.630.72
natural, 1 pce., length 3000 mm		0.0.630.71



Conduit Profile U 160x160 SE

Al, anodized

A [cm²] m [kg/m]


12.63 3.40

natural, cut-off max. 3000 mm

0.0.676.64

natural, 1 pce., length 3000 mm

0.0.676.63



Support Profile 160



Al, anodized

A [cm²] m [kg/m]

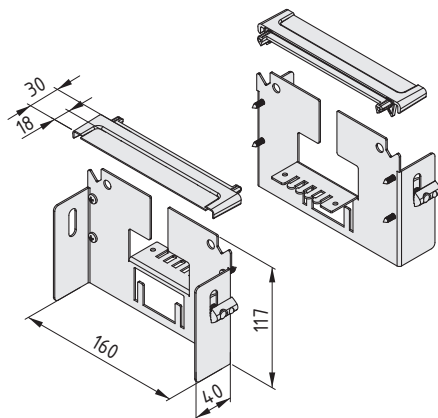
4.73 1.27

natural, cut-off max. 3000 mm

0.0.265.84

natural, 1 pce., length 3000 mm

0.0.453.57



Cable Duct E assembly set

Caps 160x80 KW, St, white aluminium

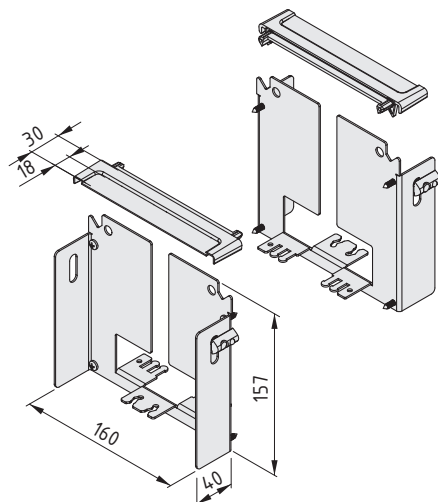
Cable Entry Protector 160 with Sealing Brush, PA

Fastening materials

m = 621.0 g

1 set

0.0.636.67



Cable Duct E 160x160 assembly set

Caps 160x160 KW, St, white aluminium

Cable Entry Protector 160 with Sealing Brush, PA

Fastening materials

m = 821.0 g

1 set

0.0.677.88

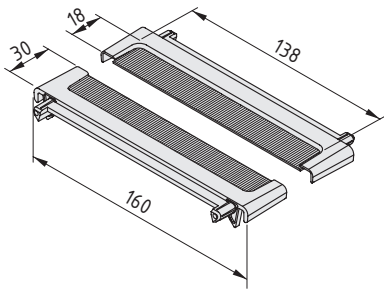


Cable Entry Protector, Lid 160 with Sealing Brush

- Flexible cable guidance
- Keeps dust out



Route cables in and out in record time: Thanks to Cable Entry Protector, Lid 160 with Sealing Brush, users can design flexible openings for the cable duct on a work bench. Cables are fed through the gentle and flexible bristles. The Cable Entry Protector is simply inserted at the end of the lid, which means the opening can be implemented anywhere along the conduit. It can also be retrofitted. The bristles intermesh tightly to stop dust getting into the cable conduit. All cables disappear into the cable duct via the shortest route through the Cable Entry Protector. This solution helps to create a safe and tidy working environment.



Cable Entry Protector, Lid 160 with Sealing Brush



2 halves
Casing, PA-GF
Sealing Brush, PA
m = 38.0 g
black, 1 set

0.0.665.12

Lighting.



Lighting is a crucial and often underestimated aspect of work bench ergonomics. The aim is to support working processes and help maintain concentration. Good lighting must suit the requirements of the task at hand and satisfy a number of basic criteria. Besides ensuring adequate light intensity, it is also crucial to eliminate glare effectively. Optimally diffused light with an appropriate frequency helps staff maintain good concentration levels.

Using components from item, you can tailor your lighting scenario to your requirements – and create an efficient and healthy working environment. We are more than happy to help you choose the right elements for your needs.




Lighting: Products in this section.



Light fittings

- Glare-free area lighting
- Integrated hinge

 71



LED Light Fittings


- Even, glare-free lighting
- Maximum energy efficiency, position as required

 76



LED Machine Light Fittings


- Extremely compact
- IP 67 protection
- Also useful as extra work bench lighting

 78



Lamp 35W


- For targeted precision lighting
- Water and dust-resistant housing

 84



Illuminated Magnifiers

- High-quality lenses with integrated ring of LED lights
- Ideal balance function

 86



Light Fitting 55W

- Homogeneous, bright working light
- Direct light where it is needed using the pivot function
- Glare-free area lighting thanks to parabolic reflector grid




Robust Light Fitting for illuminating work benches. The integrated hinge profile with Line 8 system groove ensures simple angle adjustment.

The Light Fitting can be powered from a 230 V AC or 120 V AC source and is VDE-ENEC safety-approved.

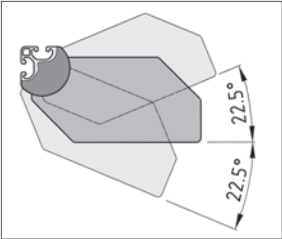
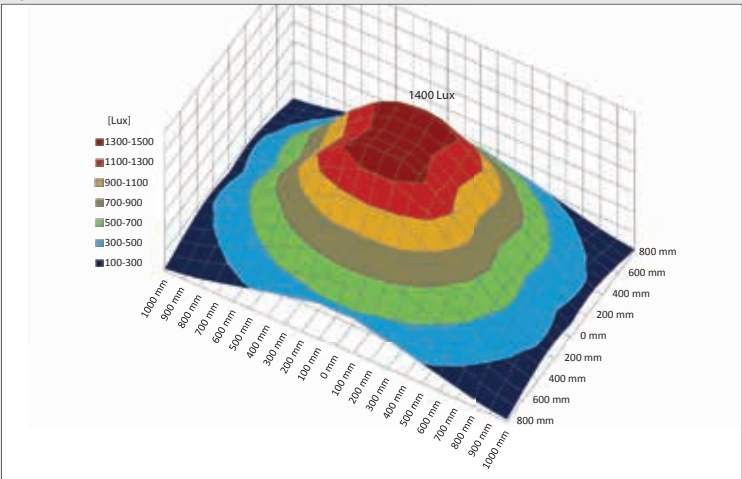
The versatile connection and fastening options support custom lighting configurations, with the option of connecting together up to three Light Fittings.

Using the optional protective panel and sealing cap upgrades the Light Fitting for dust-tight applications to IP 40.

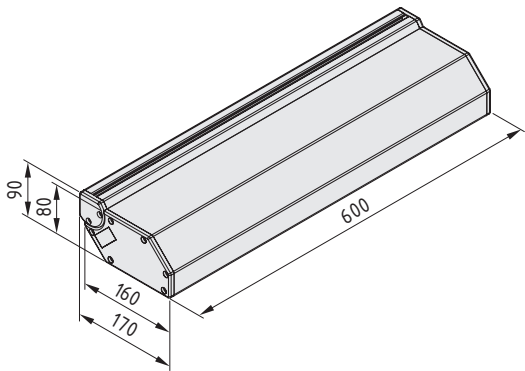


Light distribution

Test distance 900 mm



To allow the Light Fitting to be adjusted to specific applications, it can be locked in various positions over a swivel range of $\pm 22.5^\circ$ from its zero position.



Light Fitting 55W, 230V



- On/off switch
- 55W compact fluorescent lamp
- Electronic Lamp-Control Unit
- 60° parabolic reflector grid
- Socket lock
- Notes on Use and Installation
- m = 3.7 kg

1 pce.

0.0.417.34

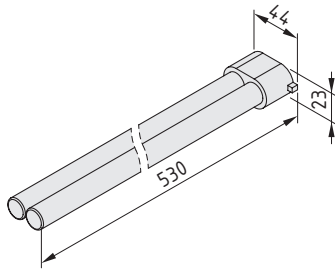
Light Fitting 55W, 120V



- On/off switch
- 55W compact fluorescent lamp
- Electronic Lamp-Control Unit
- 60° parabolic reflector grid
- Socket lock
- Notes on Use and Installation
- m = 3.7 kg

1 pce.

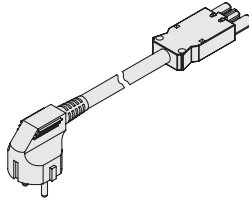
0.0.417.58



Compact Lamp 55W

Twin tube
Tube diameter: 17 mm
Power: 55 Watt
Light colour: natural white, 4800 lm
m = 150.0 g

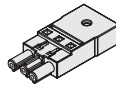
1 pce. 0.0.417.57



Connecting Cable, Socket / Earthed Plug

Cable length 3 m (1.5 mm²)
m = 370.0 g

black, 1 pce. 0.0.417.42



Socket, Spring-Force Connected

PA
m = 25.0 g

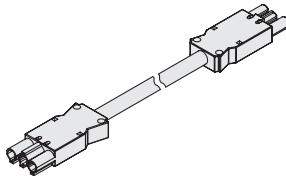
black, 1 pce. 0.0.417.44



Adapter, Socket / Plug

PA
incl. dowel
m = 13.0 g

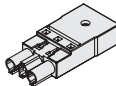
black, 1 set 0.0.417.45



Extension Cable, Socket / Plug

Cable length 2 m (1.5 mm²)
m = 234.0 g

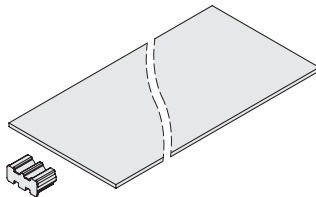
black, 1 pce. 0.0.417.52



Plug, Spring-Force Connected

PA
m = 25.0 g

black, 1 pce. 0.0.417.59



Polycarbonate Protective Panel

PC, transparent
incl. socket sealing cap
m = 195.0 g

1 set 0.0.417.43



Light Fitting 36W

- Universal working light
- Pivot mount ensures adjustability
- Glare-free area lighting

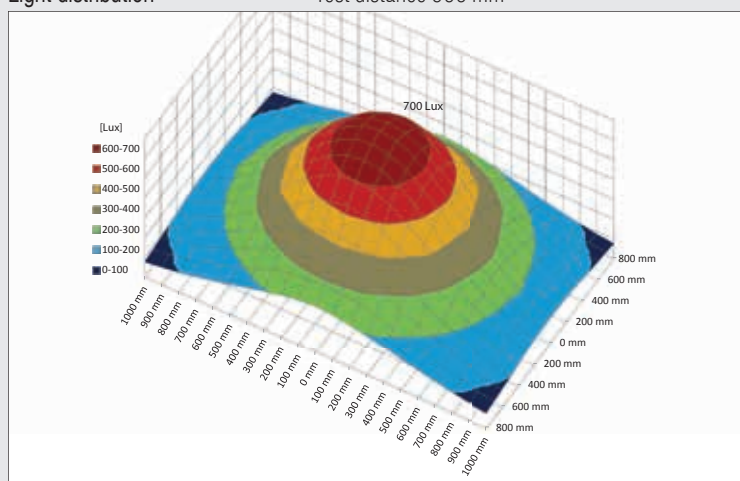


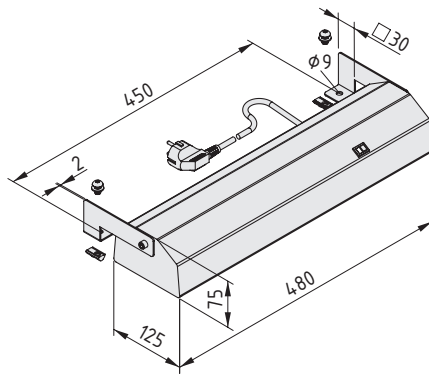
Light Fitting 36W from item provides flicker-free working light. A compact fluorescent lamp and micro-lens diffuser provide even and bright lighting for working surfaces. Thanks to the practical pivot mounting, the light fitting is easy to fit to the work bench and adjust. When installed on the Overhang, it provides glare-free overhead lighting.

The Light Fitting is connected to the power supply via a grounding-type plug and incorporates an ON/OFF switch on the housing.

Light distribution

Test distance 900 mm





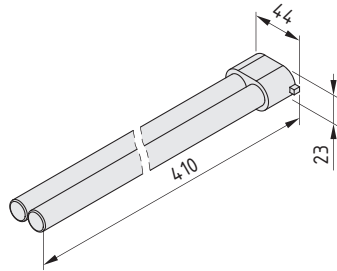
Light Fitting 36W, 230V



ON/OFF switch
36W compact fluorescent lamp
Lamp-Control Unit
Power cord with grounding-type plug, l = 3 m
Protective panel, PMMA
2 pivot holders, St
2 T-Slot Nuts V 8 St M8, bright zinc-plated
2 Button-Head Screws M8x14, St, bright zinc-plated
2 washers DIN 125-8.4, St, bright zinc-plated
Notes on Use and Installation
m = 1.9 kg

1 set

0.0.647.97



Compact Lamp 36W

Double tube
Tube diameter: 17 mm
Output: 36 Watt
Light colour - neutral white, 2900 lm
m = 105.0 g

1 pce.

0.0.648.15



LED Light Fittings

- State-of-the-art, energy-efficient LED technology
- Even, glare-free lighting
- Direct light where needed



Cutting-edge LED Light Fittings support fatigue-free and efficient working practices. The parabolic reflector grid and diffuser panel combine to make sure light is distributed evenly and without glare.

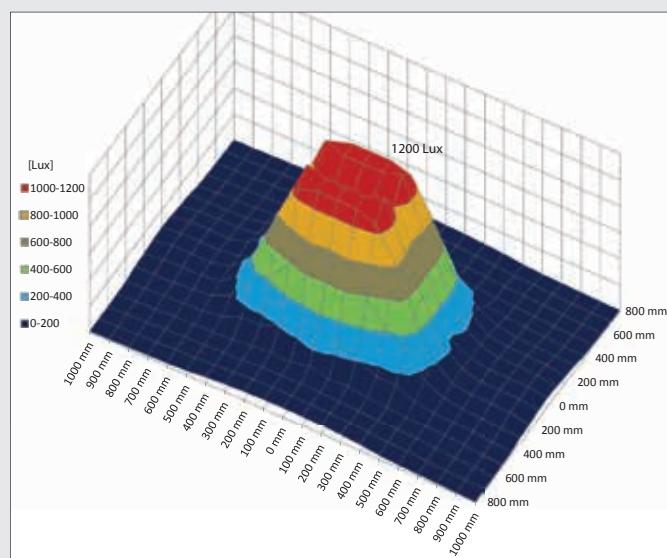
What's more, the latest, cutting-edge LED technology achieves maximum light output with minimum power consumption. The integrated ON/OFF switch incorporates two lighting levels and can be further enhanced using an optional wireless dimmer system.

Although LED Light Set 30 W is ready to plug in and use, it can also be combined with accessories such as transformers, remote controls, splitters and cables to create custom lighting scenarios.

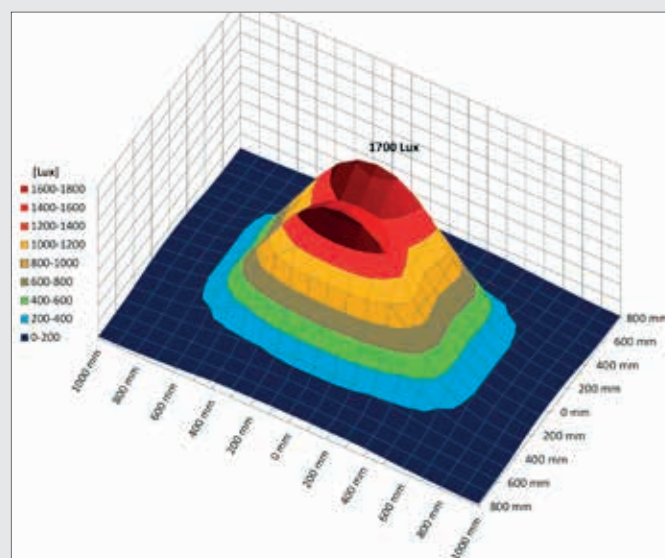


Light distribution

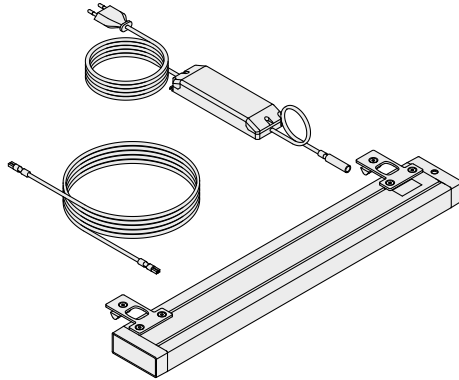
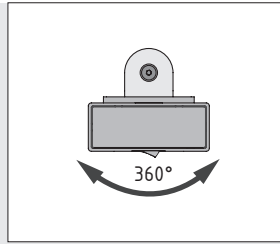
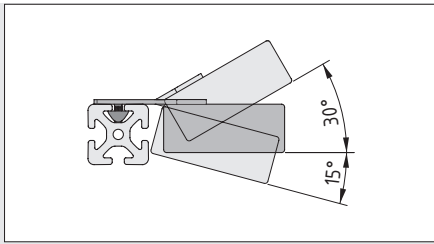
Test distance 900 mm



LED Light Fitting 15W 80x32x300



LED Light Fitting 30W 80x32x550



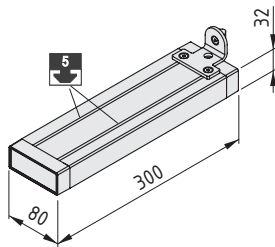
LED Light Set 30W



LED Light Fitting 30W
Electronic Transformer LED 30W 24V
Connecting Cable, LED Light Fitting
m = 2.0 kg

1 set

0.0.676.14



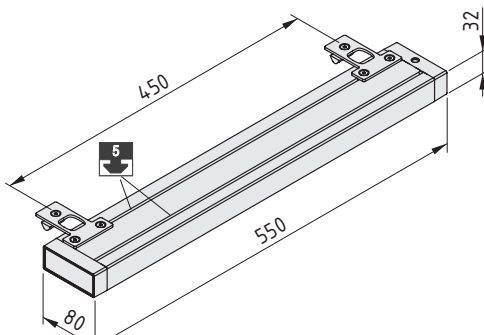
LED Light Fitting 15W 80x32x300



Aluminium casing
ON/OFF switch, 2 levels, 50/100%
Fastening elements
Rated voltage: 24V DC via system socket connector
Protection class: III
Output: 15W LED Light Fitting
m = 0.8 kg

1 set

0.0.659.97



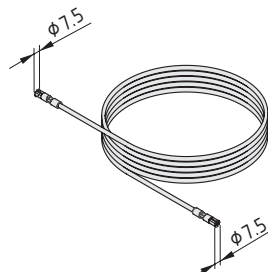
LED Light Fitting 30W 80x32x550



Aluminium casing
ON/OFF switch, 2 levels, 50/100%
Fastening elements
Rated voltage: 24V DC via system socket connector
Protection class: III
Output: 30W LED Light Fitting
m = 1.7 kg

1 set

0.0.659.96



Connecting Cable, LED Light Fitting

Cable length 3 m (0.75 mm²)
Flat cable 3.5x5.4 mm
System plug connector, system plug connector
m = 112.0 g

1 pce.

0.0.660.07



LED Machine Light Fittings

- Maximum energy efficiency
- IP 67 protection
- Integrated articulation



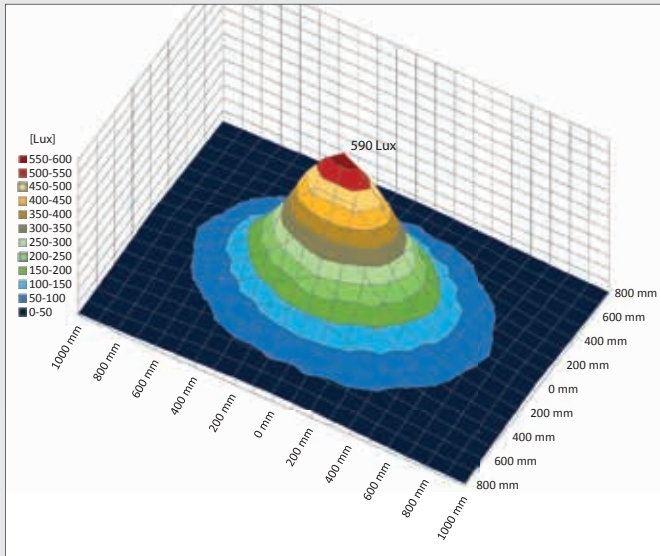
The Machine Light Fitting comes in five sizes. Everything from the most awkward corner to a large cabin can be lit up. Thanks to IP 67 protection, the Light Fittings can also be used in harsh environments. They are fixed in place using a Line 8 groove, while an integrated hinge allows users to direct light where it is needed. When designing work benches, the Machine Light Fittings offer a space-saving solution for boosting lighting levels on the work surface.

Using the latest generation of LEDs, the fittings deliver clear energy savings and can also be combined with accessories including cables and electronic transformers. An ingenious system of power supply and control elements, cables and splitters makes it easy to configure customised lighting scenarios, even including dimmer functions.

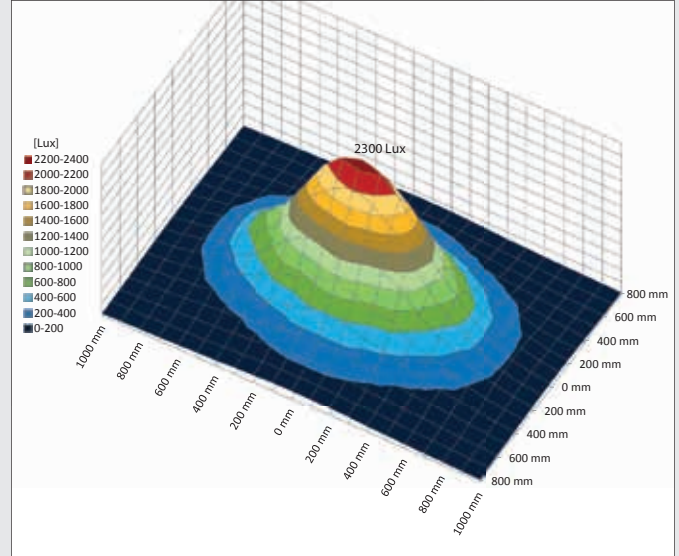


Light distribution

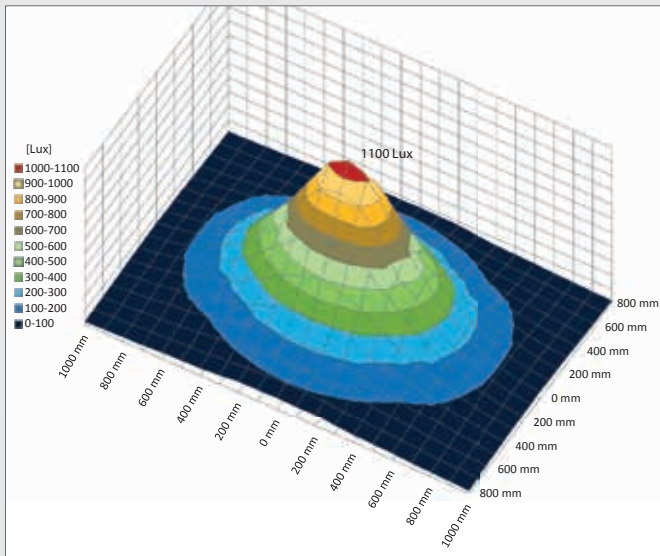
Test distance 500 mm



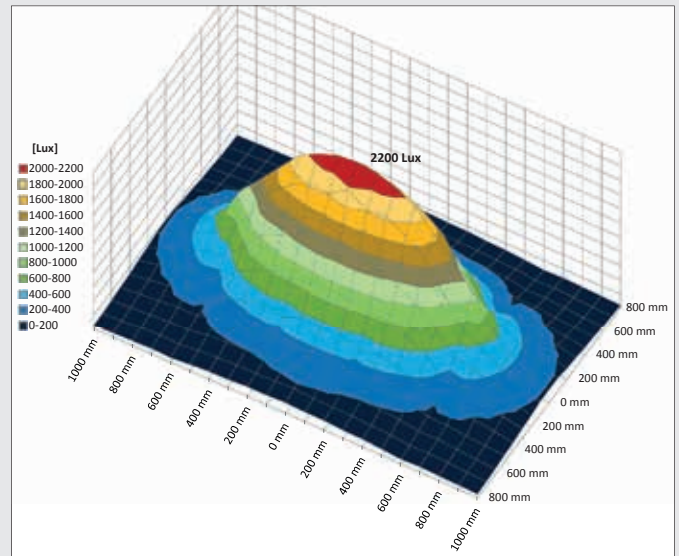
LED Machine Light Fitting 6W 40x40x240



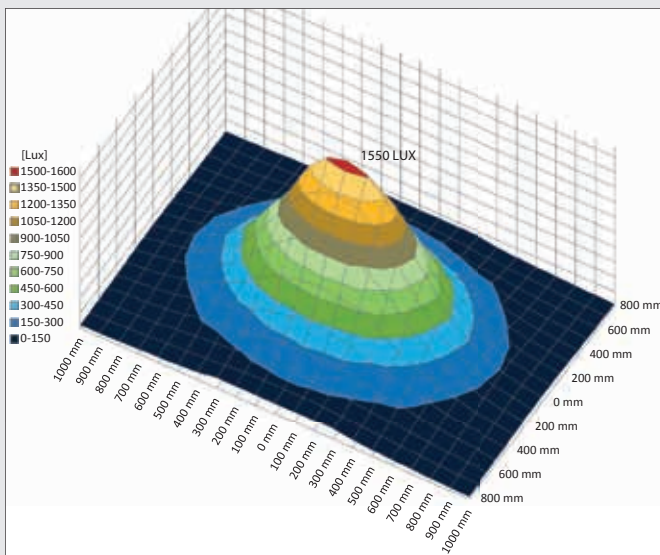
LED Machine Light Fitting 24W 40x40x765



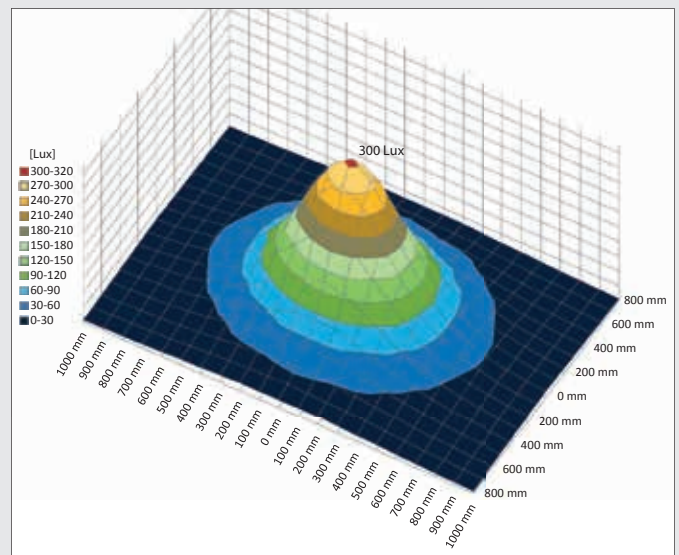
LED Machine Light Fitting 12W 40x40x415



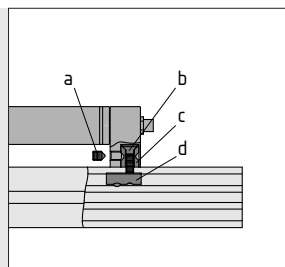
LED Machine Light Fitting 30W 40x40x940



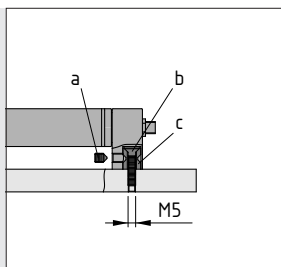
LED Machine Light Fitting 18W 40x40x590



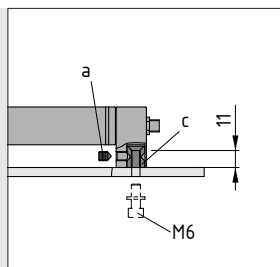
LED Machine Light Fitting 5W 25x20x120



Fastening to a Profile Line 8



Fastening to a panel with threaded hole



Fastening to a panel with drill hole

Installing the LED Machine Light Fittings:

- a = Grub screw M6
- b = Countersunk Screw DIN 7991 M5x25
- c = Fastening cylinder
- d = T-Slot Nut V 8 St M5 (0.0.480.54)

The following applies to all the products below:

Aluminium casing IP 67, rotatable
Fastening elements
Rated voltage: 24V DC
Protection class: III
M8 plug connector

LED Machine Light Fitting 6W 40x40x240

a = 240 mm	b = 225 mm	m = 0.4 kg
1 set	0.0.656.15	

LED Machine Light Fitting 12W 40x40x415

a = 415 mm	b = 400 mm	m = 0.6 kg
1 set	0.0.656.16	

LED Machine Light Fitting 18W 40x40x590

a = 590 mm	b = 575 mm	m = 0.8 kg
1 set	0.0.656.17	

LED Machine Light Fitting 24W 40x40x765

a = 765 mm	b = 750 mm	m = 1.0 kg
1 set	0.0.656.18	

LED Machine Light Fitting 30W 40x40x940

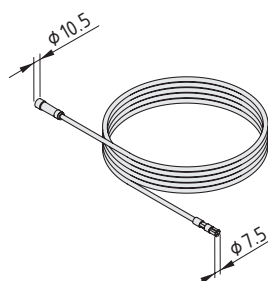
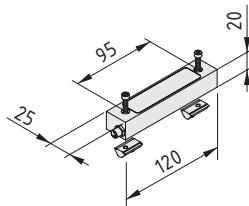
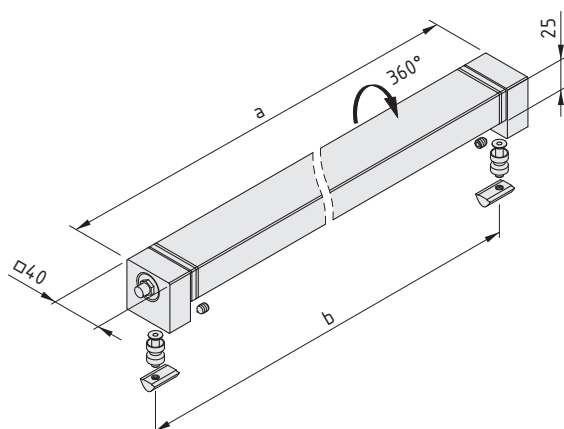
a = 940 mm	b = 925 mm	m = 1.2 kg
1 set	0.0.656.19	

LED Machine Light Fitting 5W 25x20x120

Aluminium casing IP 67 Fastening elements Rated voltage: 24V DC Protection class: III Output: 5W LED Light Fitting M8 plug connector m = 189.0 g		
1 set	0.0.660.30	

Connecting Cable, LED Machine Light Fitting

Cable length 5 m (0.34 mm ²) Cable diameter Ø 5 mm Safety plug connector M8, system plug m = 195.0 g		
1 pce.	0.0.656.52	

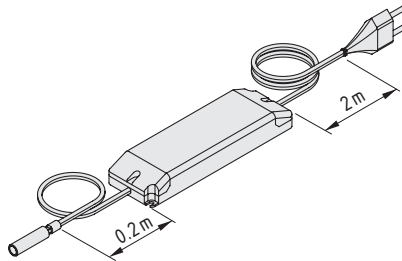


LED Machine Light Fitting and LED Light Fitting accessories

- For custom lighting scenarios
- Shared use of transformers



Cables and Splitters can be used to control several LED light fittings from one place. Electronic Transformers should be selected as appropriate to the output of the relevant light fitting. A range of compatible control and power supply components can be used to configure a bespoke lighting scenario.



Electronic Transformer LED 30W 24V

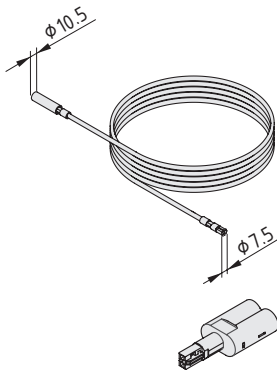
System socket connector
Euro plug connector 100 - 240 V AC, 50/60 Hz
m = 240.0 g

1 pce.	0.0.658.29
--------	------------

Electronic Transformer LED 75W 24V

System socket connector
Euro plug connector 100 - 240 V AC, 50/60 Hz
m = 410.0 g

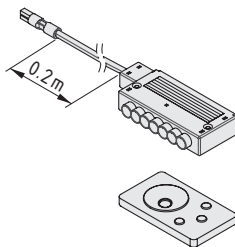
1 pce.	0.0.660.52
--------	------------



Extension Cable, LED Light Fitting

Cable length 2 m (0.75 mm²)
Flat cable 3.5x5.4 mm
System plug connector, system socket connector
m = 75.0 g

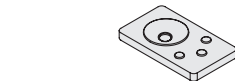
1 pce. 0.0.656.49



Two-way LED Splitter

1x system plug connector, 2x system socket connectors
m = 15.0 g

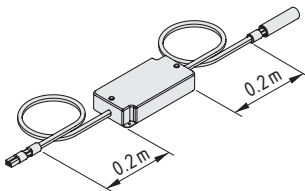
1 pce. 0.0.660.56



Six-way LED Splitter

1x system plug connector, 6x system socket connectors
m = 35.0 g

1 pce. 0.0.660.55



Wireless LED Dimmer Remote

Lithium battery CR2032
Storage box
Fastening elements
m = 45.0 g

1 set 0.0.661.39

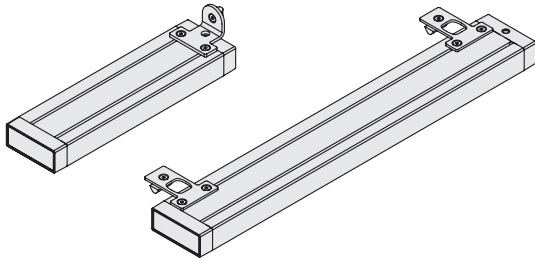
Wireless LED Dimmer Receiver

Connecting cable 72 W
System plug connector, system socket connector
m = 40.0 g


1 pce. 0.0.660.54

1 Select light fitting

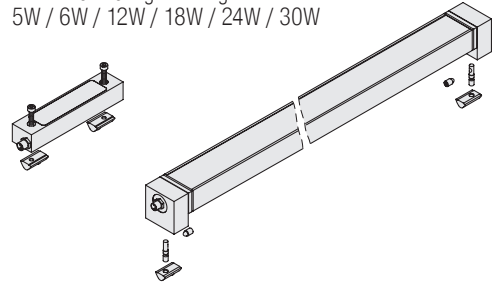
LED Light Fitting 15W / 30W



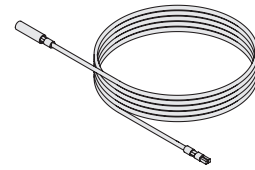
Connecting Cable, LED Light Fitting



LED Machine Light Fitting
5W / 6W / 12W / 18W / 24W / 30W




Connecting Cable, LED Machine Light Fitting

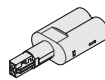


2 Select optional accessories

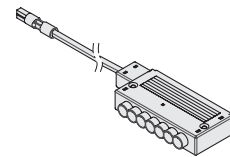
Extension Cable, LED Light Fitting



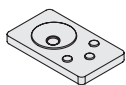
Two-way LED Splitter



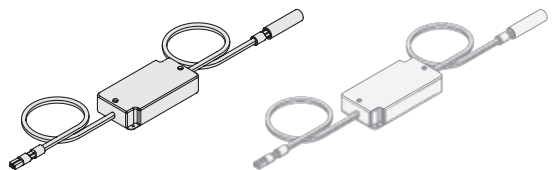
Six-way LED Splitter



Wireless LED Dimmer Remote



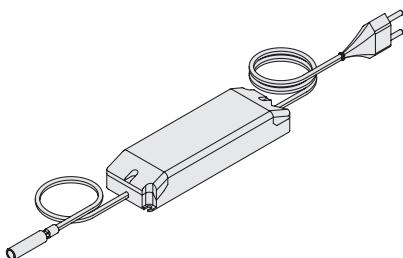
Wireless LED Dimmer Receiver



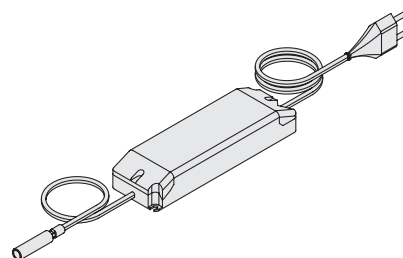
...

3 Select transformer

Electronic Transformer LED 30W 24V



Electronic Transformer LED 75W 24V



Select the transformer as appropriate to the connected light fittings.

Lamp 35W

- For targeted precision lighting
- Water and dust-resistant housing (IP 67)



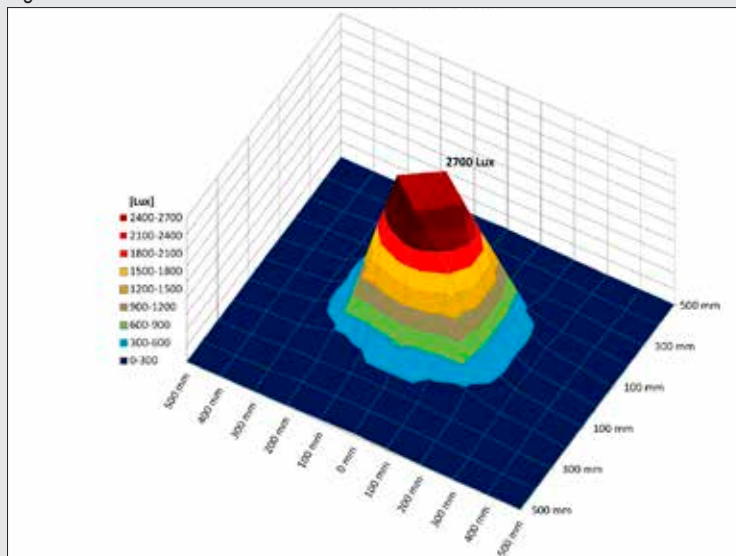
Dust-tight and water-tight industrial spotlight (IP 67) in a low-voltage (12 V) design. The aluminium housing for the light fitting is equipped for fastening to a Line 8 profile groove. A Hinge, heavy duty or other fastening elements can be used to integrate the Lamp 35W into machines, fixtures and equipment.

When using the version with a flexible tube, the Lamp can be moved freely in all directions and the power cable can be concealed in the Line 8 profile groove.

Up to three Lamps can be powered by an electronic transformer via plug connections. The transformer connects to the 230 V grid via the system plug.

Light distribution

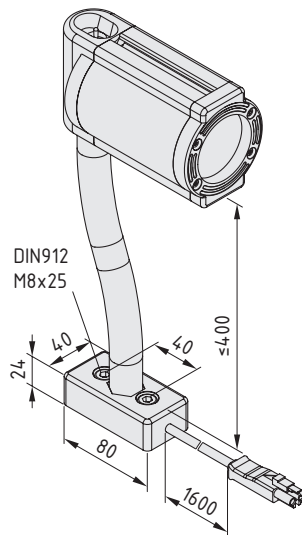
Test distance 500 mm



Fixed Lamp 35W, adjustable with Hinge 8 40x40, heavy-duty with Clamp Lever.

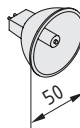
1 set

0.0.417.60



1 set

0.0.417.71



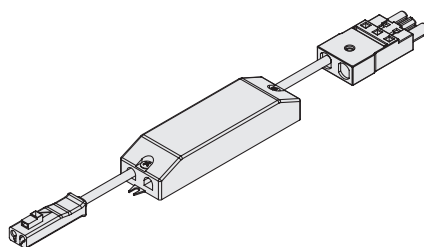
1 pce.

0.0.417.77



1 pce.

0.0.417.74



8

1 pce.

0.0.417.75



LED Illuminated Magnifier D150

- Large, high-quality lens with lighting ring
- Perfect positioning
- Visualiser function improves detection



When every detail counts, LED Illuminated Magnifier D150 is the ideal solution. Measuring 150 mm in diameter, the magnifier incorporates a ring of LEDs that provide glare-free lighting for workpieces. The scratch-resistant lens offers a distortion-free view of workpieces.

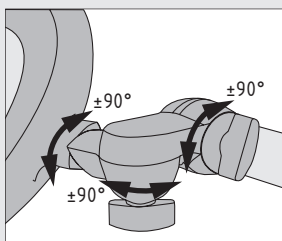
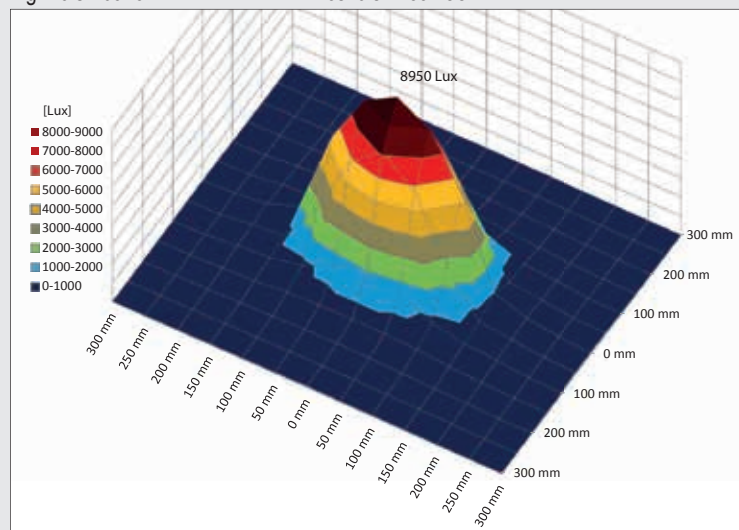
Thanks to six swivelling axes and a head joint that allows adjustment in three dimensions, the Illuminated Magnifier can be moved into the perfect position and locked in place. The balanced rods allow virtually effortless adjustment and support intuitive operation, meaning staff can adopt a healthy working posture, as accredited by the AGR.

The LEDs have a service life of up to 50,000 hours and, with a connected load of just 14 W, use up to 40 percent less energy than conventional illuminated magnifiers. Besides being good for the environment, this energy saving system also supports sustainable cost efficiency.



Light distribution

Test distance 160 mm

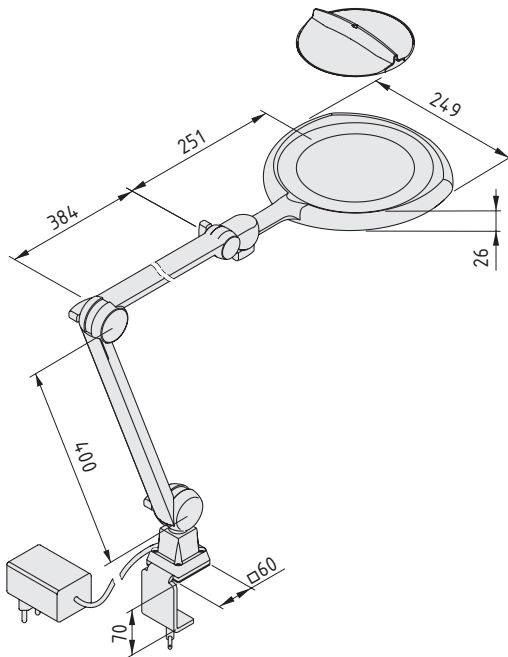




Carefully checking highly intricate activities involves satisfying a whole range of requirements. LED Illuminated Magnifier D150 supports user needs with numerous functions. The 3.5 dioptre lens makes objects appear around two times larger than normal. The high-performance LEDs are arranged in a ring around the lens and deliver a maximum light intensity of 6000 Lux. The magnifier is also steplessly dimmable down to 10 percent brightness, enabling users to tailor lighting to the task at hand.

Visualiser function: As various sections of the LED lighting ring can be actuated separately, light can be directed to better eliminate glare or make it easier to see surface irregularities.

Colour rendering level 1A (Ra = 90) ensures that colours and colour differences appear as they ought to.



LED Illuminated Magnifier D150

Lens Ø 150 mm, 3.5 dioptre
 Protective cover
 Table clamp 0-65 mm
 Aluminium rods
 Sensor switch with dimmer and task-appropriate lighting
 Protection class: II
 Output: 14 W
 Connecting cable, black, L = 3.6 m
 with plug transformer, Euro/UK plug connector
 Rated voltage: 100-240 V AC, 50/60 Hz
 m = 3.0 kg

1 pce.

0.0.656.55



LED Illuminated Magnifier

- Compact magnifier with LED lighting ring
- Flexible tube for easy positioning
- Practical sensor switch



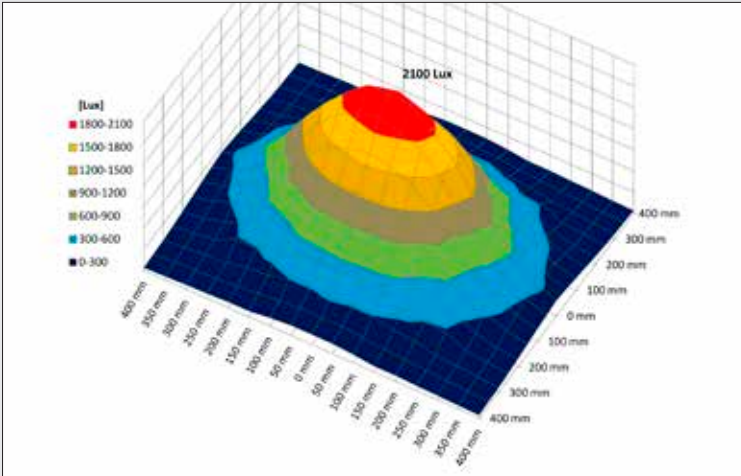
Precise lighting – the item LED Illuminated Magnifier. This work bench light with integrated magnifier is the perfect lighting solution for the precise inspection or processing of very small components. It features a lens that provides low-distortion, 2.3 times magnification right up to the edge. Its power rating is approx. 6 W with a rated voltage of 100–240 V AC. The Illuminated Magnifier can be switched on and off via a convenient sensor switch and is dimmable. Supplied with table clamp (clamping range up to 65 mm).

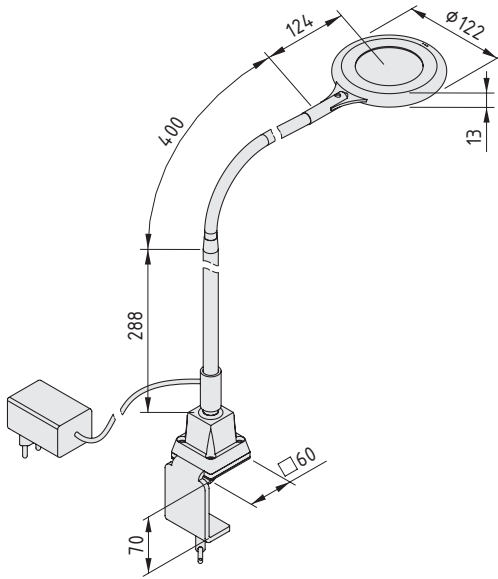


reddot design award
honourable mention 2009

Light distribution

Test distance 270 mm





LED Illuminated Magnifier

Table clamp 0-65 mm
Flexible tube, 400 mm
Sensor switch with dimmer
Rated voltage: 100-240 V AC
Protection class II
Power cord, black, L = 2.3 m
with plug transformer
Lens diameter 72 mm, 5.3 dioptré
Colour rendering index: $R_a \approx 80$
Colour temperature: $T \approx 4000^\circ\text{K}$ (neutral white)
Protective cover
m = 1.5 kg

1 pce.

0.0.631.71

Information provision.



Work benches are hubs in a networked production system. Staff must be able to process and store information where they are working so they can make decisions quickly and act on them fast.

Information is provided in a whole range of ways – digitally, on paper, in an organisational context and in unstructured formats. Item work benches help you get vital information to staff in the most efficient way possible.

Ideal aids when working with digital media include the PC Mount, Keyboard Shelf and ergonomic, height-adjustable Monitor Arms with connections for flatscreens.

Meanwhile, the wide range of document holders are a great help when staff need to work with drawings, installation guides and instructions. These holders protect crucial documents from soiling and environmental influences and are much quicker and easier to consult than separate folders.

Often, staff need to quickly note something down or sketch something. That's no problem when a bench is fitted with Compound Material St. Thanks to its metal core and special outer surface, it has a dual purpose as a panel element that can be written on and a whiteboard that offers a secure, lasting hold for magnetic Notice Holders. Naturally, it also offers the corresponding accessories, such as pens and erasers.

Information provision: Products in this section.



Mounts for monitors

- Pivot Arms for optimum positioning
- Also height-adjustable
- VESA compatible

📄 95



Keyboard Shelf

- As telescopic pull-out or Pivot Arm
- Mouse rest can be fitted on right or left

📄 97



PC Mount

- Easy to use thanks to pivoting pull-out rail
- Suitable for various enclosure sizes

📄 99



Whiteboards and accessories

- Panel element with metal core for integrated whiteboards
- Pens, Eraser and magnetic holders

📄 100



Display Panel Holder 8

- Up to 10 stable, double-sided A4 panels
- Browse pages easily – they stay in position

📄 104



Document Holder 8

- For A3 and A4 documents, posters and drawings
- Simple and secure clamp mechanism

📄 106



Label Holder 8

- Holder with all-round edge for paper labels
- Can be fastened to panels and Line 8 groove

📄 108



Label Profile 8 40 E

- Transparent pocket for labels in any length
- Simply clip into a Line 8 groove

📄 110



Monitor Arm, height-adjustable, 4 joints Monitor Arm, height-adjustable, 5 joints

- For ergonomic 3-dimensional positioning
- Simple and space-saving – adapts to Line 8 groove
- Customisable balance function

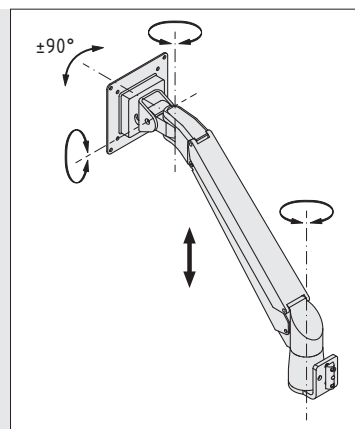
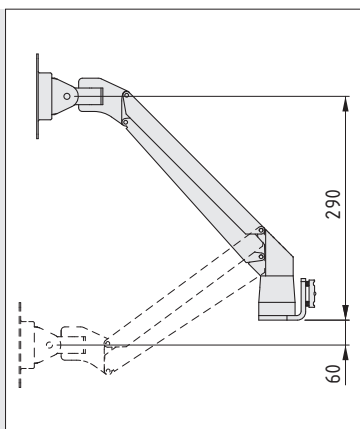


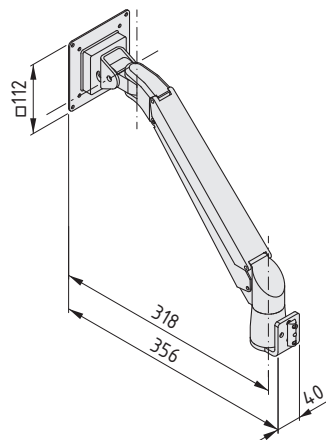
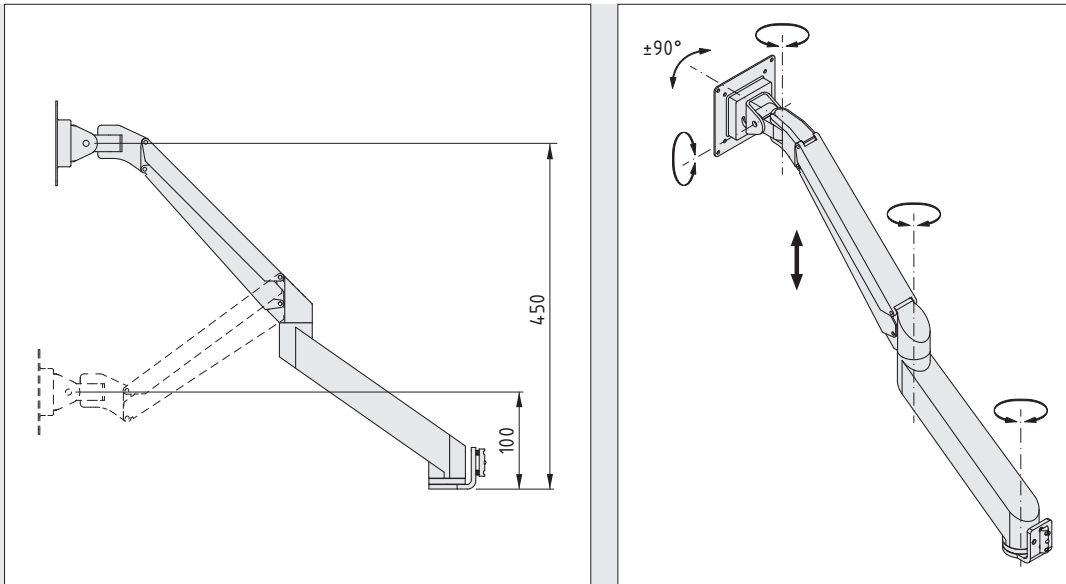
The perfect viewing angle every time! The height-adjustable Monitor Arm with 4 or 5 joints ensures you can always effortlessly position your screen precisely where you want it.

The Monitor Arms can be moved and pivoted in all directions. The five-joint variant also allows users to move their monitor closer or further away. The height-adjustable Monitor Arms are ideal for users of different heights and for staff who only need a screen for a short period and prefer to have more clear space for their actual work.

The item Monitor Arms hold flatscreen monitors weighing between 2 and 10 kilograms in the desired position. The standard-compliant VESA connection (VESA 75 and 100) can be removed, fitted to the display and then clipped back into place on the Monitor Arm. There is also a practical pivot function for turning the screen through 90°.

The Arms feature clean cable routing and consistent compatibility with the Line 8 groove.





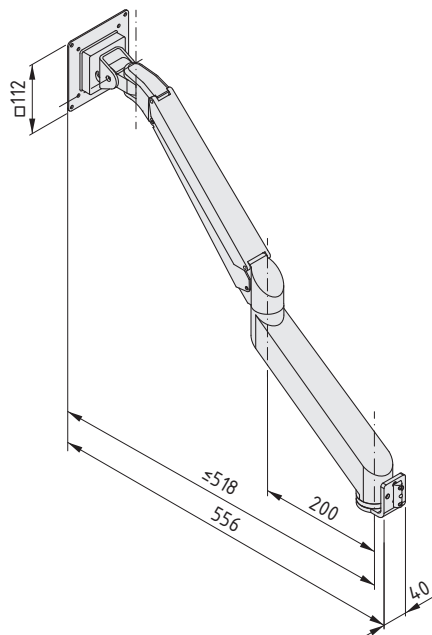
Monitor Arm, height-adjustable, 4 joints



For monitors weighing between 2 and 10 kg
Adjustable joints
VESA adapter 75-100
Fastening materials
m = 2.1 kg

1 set

0.0.678.76



Monitor Arm, height-adjustable, 5 joints



For monitors weighing between 2 and 10 kg
Adjustable joints
VESA adapter 75-100
Fastening materials
m = 2.7 kg

1 set

0.0.678.77



Monitor Arm

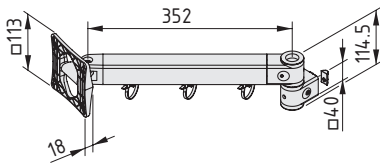
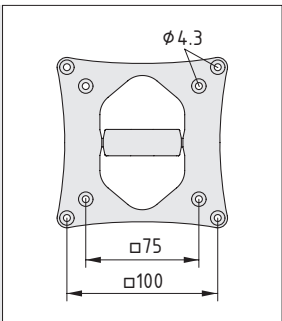
- For free horizontal positioning
- Monitor can be tilted up and down



The item Monitor Arm with two joints allows you to position a flatscreen monitor precisely where you need it. It can also be quickly folded out of the way, making sure the display doesn't use up valuable space when not needed.

The Monitor Arm features a standardised holder to VESA 75 and VESA 100 specifications. Precisely adjustable resistance makes it easy to select and maintain the ideal horizontal position. The monitor can be tilted up and down, too.

Note: item also supplies Monitor Arms with integrated height-adjustment mechanisms.




Monitor Arm



Friction Joint 8, Standard Swivel Joint
Profile 8 40x40 3N light, Al, anodized
Monitor joint 8 VESA 75-100, pivotable and rotatable
3 Universal Holders
3 cable ties
Notes on Use and Installation
 $F_{max} = 110 \text{ N}$
 $m = 1.3 \text{ kg}$

1 set

0.0.649.44



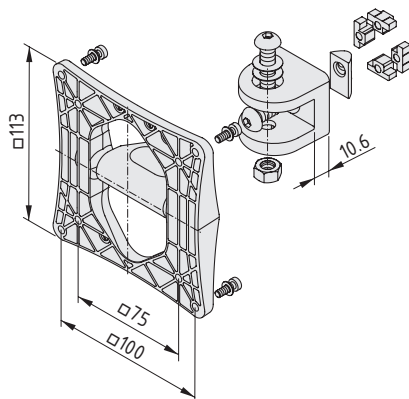
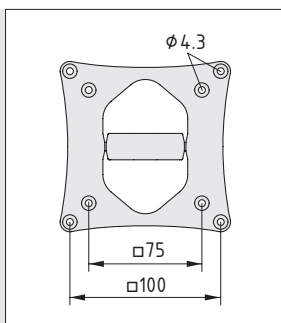
Monitor Mounting Joint 8 VESA 75-100

- Two high-precision pivot axes
- Adapter for VESA 75 and 100



Strong support for all: Pivoting Monitor Mounting Joint 8 VESA 75-100 secures flatscreen monitors directly to profile constructions with a Line 8 groove. The Adapter Plate fits displays with a VESA 75 or VESA 100 connection.

The two friction hinges ensure users can adjust monitors weighing up to 11 kg horizontally and vertically to achieve the ideal viewing angle.



Monitor Mounting Joint 8 VESA 75-100



Adapter Plate, PA-GF, black
 4 Hinge 8 fixing elements
 Button-Head Screw M8x16, St, bright zinc-plated
 Button-Head Screw M8x30, St, bright zinc-plated
 Hexagon nut DIN 934-M8-8
 T-Slot Nut 8 St M8
 2 disc springs DIN 2093-A16
 4 Hexagon Socket Head Cap Screws DIN 7984-M4x12, St, bright zinc-plated
 4 washers DIN 433- $\phi 4.3$, bright zinc-plated
 m = 230.0 g

1 set

0.0.653.42



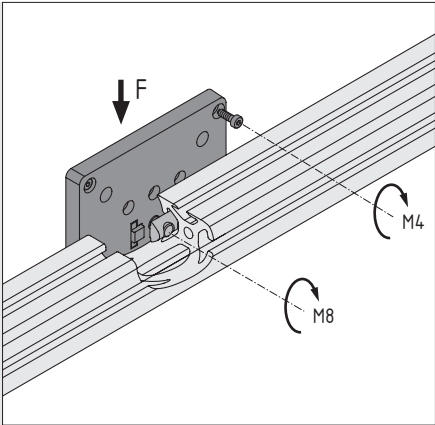
Monitor Adapter 8 VESA 75-100 PA

- Direct connection to profiles
- For customised constructions

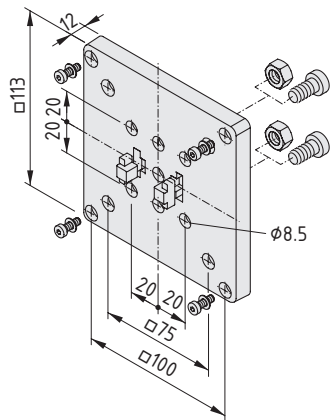


The Monitor Adapter enables flatscreens to be installed (with standard fastening VESA 75 or 100) on work bench systems or production control stations. The connection geometry employs the modular dimension of Line 8 profiles and thus enables use of typical fastening elements (Line 8 profiles, Hinge 8 40x40 heavy duty, etc.). Optional anti-torsion features mechanically lock the set position.

Monitor Adapter 8 VESA 75-100 PA is manufactured from ESD plastic, which prevents electrostatic charges from building up and enables a slow rate of discharge to protect sensitive components.



Maximum permissible load of Monitor Adapter 8 VESA 75-100 PA:
 $F_{max} = 120 \text{ N}$
Screws M8: $M_{max} = 8 \text{ Nm}$
Screws M4: $M_{max} = 3 \text{ Nm}$



Monitor Adapter 8 VESA 75-100 PA



- Adapter Plate, PA-GF, black
- 2 anti-torsion lugs, die-cast zinc, bright zinc-plated
- 4 screws M4x12, St, bright zinc-plated
- 4 washers Ø4.3, bright zinc-plated
- 2 Hexagon Socket Head Cap Screws M8x16, St, bright zinc-plated
- 2 hexagon nuts M8, St, bright zinc-plated
- m = 150.0 g

1 set

0.0.615.48



Keyboard Arm Keyboard Shelf

- As Pivot Arm or telescopic pull-out
- Stable shelf for keyboard and mouse
- Space-saving and secure storage



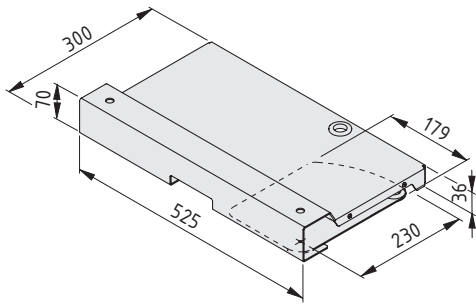
Keep the work bench tidy and productive: The Keyboard Shelf and Arm store a computer keyboard safely under the table top or on a pivot arm. When needed, it is always close to hand.

The Keyboard Shelf holds the computer keyboard and mouse. It incorporates a fold-out mouse rest that can be fitted to either the right or left side.

The fastening set for the Keyboard Shelf creates a pull-out shelf that slides under the working surface.

The Keyboard Arm with integrated keyboard holder can be positioned anywhere above or to the side of the working surface. The adjustable frictional resistance of the two joints holds the keyboard in place, including when typing.

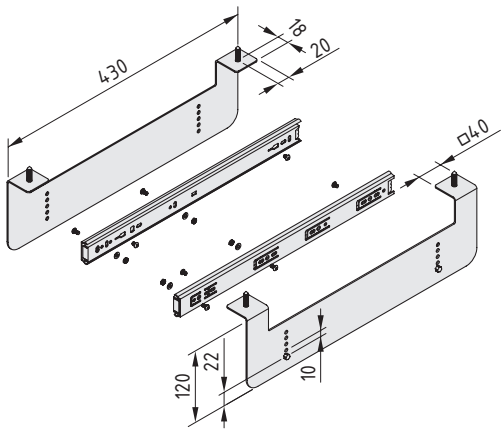




Keyboard Shelf

Keyboard Shelf 500x200, Al, powder-coated white aluminium
Mouse rest suitable for R/L fitting, folds out
2 cable holes 23x30x2 mm
Washer 6x54x2 mm
Book screw M4x5
m = 1.8 kg

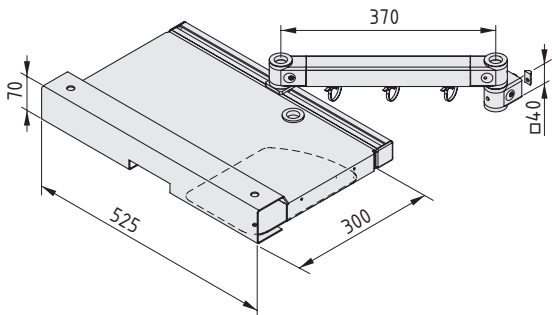
1 pce. 0.0.620.87



Fastening Set Keyboard Shelf

2 telescopic rails 400 TA, St, bright zinc-plated
2 retaining plates, St, white aluminium, similar to RAL 9006
Fastening materials
Notes on Use and Installation
m = 2.1 kg

1 set 0.0.637.05



Keyboard Arm



Pivot Arm 8 370 light
Profile 8 40x40 E, Al, anodized
Keyboard Shelf 500x200, Al, powder-coated white aluminium
2 Caps 8 40x40, PA, grey
4 T-Slot Nuts 8 St M8, bright zinc-plated
4 Button-Head Screws M8x14, St, bright zinc-plated
3 Universal Holders
3 cable ties
m = 4.0 kg

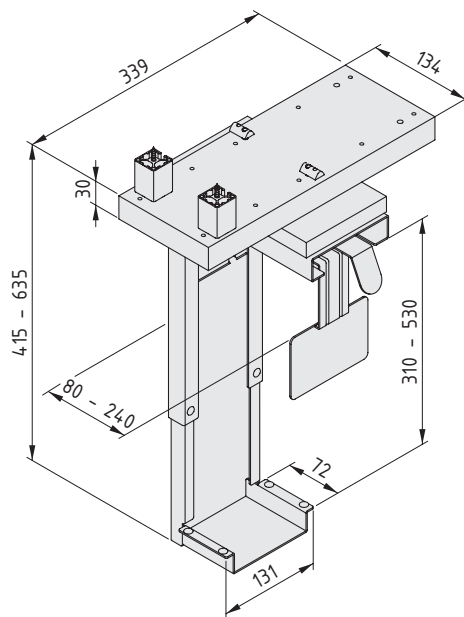
1 set 0.0.649.43



PC Mount

- Adjustable to different enclosure sizes
- Can be pulled out and rotated for easy access or more legroom
- Floating installation to allow easier floor cleaning

Gain space on the work bench with the practical PC Mount from item! Fitted under the working surface, the Mount can be adjusted to accommodate enclosures of various sizes. Thanks to the integrated pull-out rail and the joint, the PC can be moved out of the way or turned around to provide easy access to the rear, when required.



PC Mount

Mount with pull-out rail and rotating element, St, white aluminium
 2 Countersunk Screws 5x60, St, bright zinc-plated
 2 spacers, Al, natural
 2 Button-Head Screws M6x14, St, bright zinc-plated
 2 T-Slot Nuts 8 St M6, bright zinc-plated
 Notes on Use and Installation
 m = 5.8 kg

1 set

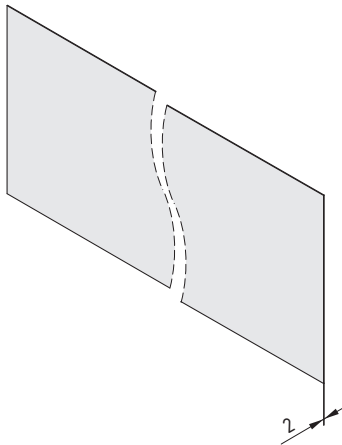
0.0.631.70



Compound Material St

- Ideal for whiteboards
- Magnet-attracting panel element
- Can be written on with board markers (dry wipe)

Besides being magnetic, the surface of the Compound Material can also be directly written on.
Compound Material St 2 mm comprises 5 layers and is suitable for use with magnets and whiteboard markers.
You can also use the Compound Material as a base for the magnetic Notice Holders or for “pinning up” notices with magnets.
Available as a panel or a cut-off in the dimensions of your choice.



Compound Material St 2 mm

$m = 6.87 \text{ kg/m}^2$

white similar to RAL 9016, cut-off max. 3020x1190 mm	0.0.636.04
white similar to RAL 9016, 1 pce. panel dimensions. approx. 3050x1220 mm	0.0.633.97



Whiteboard accessories

- Everything you need for a whiteboard
- Ideal for Compound Material St
- Cleaning made easy

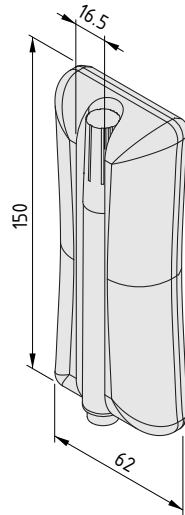
Write, wipe – clean! The whiteboard accessories from item are the perfect complement to Compound Material St (0.0.636.04), which is the basis for item whiteboards. The item Whiteboard Markers, Erasers and Cleaning Spray ensure optimum results. Writing and drawings are clear and sharp – and can also be removed without leaving a trace.

The Whiteboard Eraser sticks magnetically to the whiteboard so that you can always clean the board or make quick corrections without getting your hands dirty. The felt pad with hook-and-loop fixing can also be replaced in a matter of seconds.

The Holder/Eraser features an integral storage space for a Whiteboard Marker. If you need different colours, the Whiteboard Marker Set, containing markers in green, red, blue and black, is the ideal choice. For storage, the markers can be clipped securely to the magnetic Whiteboard Marker Holder, which can be kept in close reach anywhere on the whiteboard. Being organised really can be this simple!

The item Whiteboard Cleaning Spray helps to remove older, dried-on marks. A squirt of the spray is all it takes for a deep-down clean that frees-up space for new notes.



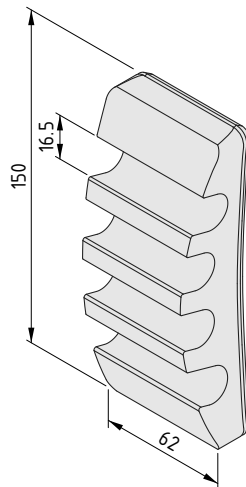


Whiteboard Marker Holder/Eraser

Plastic, white
Magnetic underside
Replaceable felt pad
Whiteboard Marker, black
m = 133.0 g

1 set

0.0.669.06

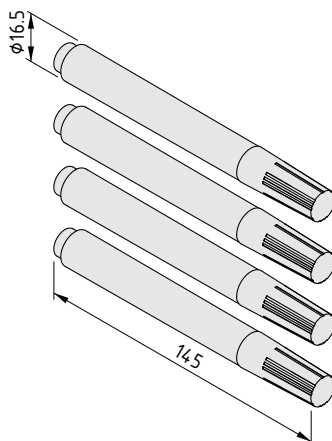


Whiteboard Marker Holder

Plastic, white
Magnetic underside
Holds 4 Whiteboard Markers
m = 135.0 g

1 pce.

0.0.666.71

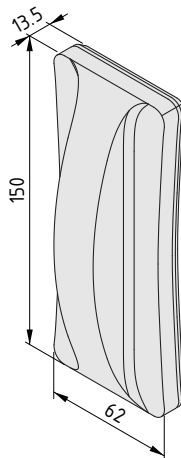


Whiteboard Marker Set, 4 Colours

Dry wipe
Whiteboard Marker, red
Whiteboard Marker, green
Whiteboard Marker, blue
Whiteboard Marker, black
m = 64.0 g

1 set

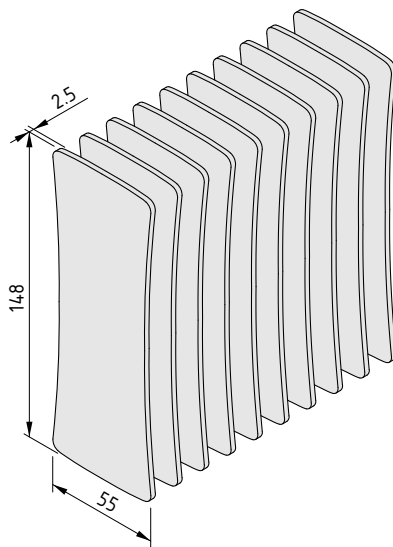
0.0.666.69



Whiteboard Eraser

Plastic, white
Magnetic underside
Replaceable felt pad
m = 115.0 g

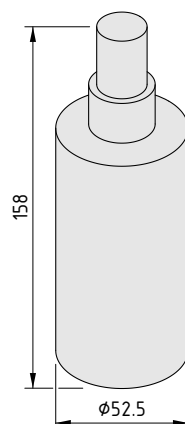
1 pce.	0.0.666.70
--------	------------



Whiteboard Eraser, Replacement Pads

10 replacement felt pads, anthracite
m = 45.0 g

1 set	0.0.666.72
-------	------------



Whiteboard Cleaning Spray

Contents: 200 ml (bottle)
m = 250.0 g

1 pce.	0.0.666.73
--------	------------

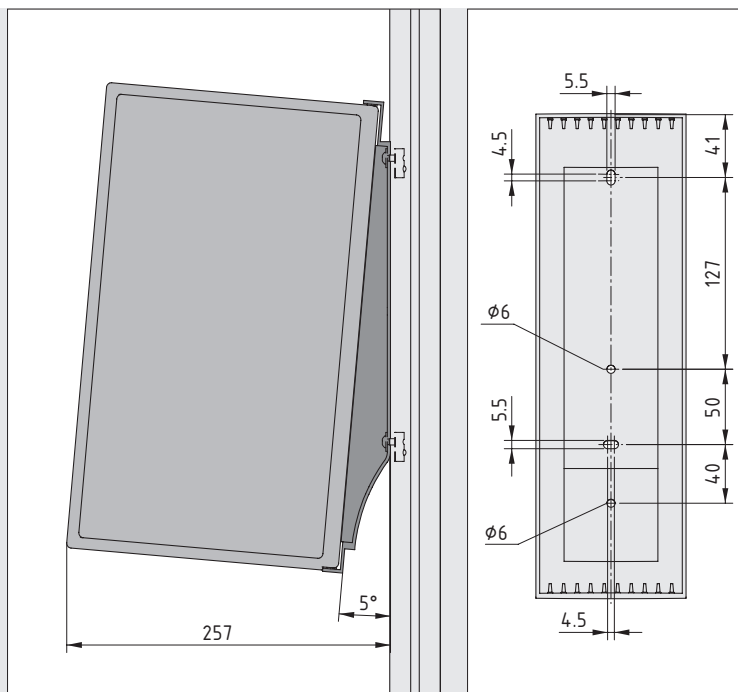


Display Panel Holder 8

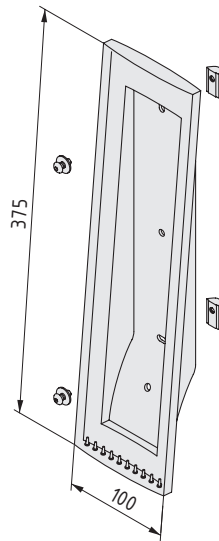
- For up to 10 double-sided A4 panels
- Browse pages easily – they stay in position
- Easy to read thanks to angled installation
- Display Panels in two colours for clear organisation



The item Display Panel system ensures that safety instructions and working plans are clearly positioned and always in view at any work bench!
Simply fit the Display Panel Holder to vertical profiles and add hard-wearing black or red polypropylene (PP) Display Panels as required.
Being transparent on both sides, each panel can hold two A4 documents.



Each holder can accommodate up to 10 Display Panels. The slightly inclined positioning of the holder ensures that display panels stay open and are therefore easy to read.

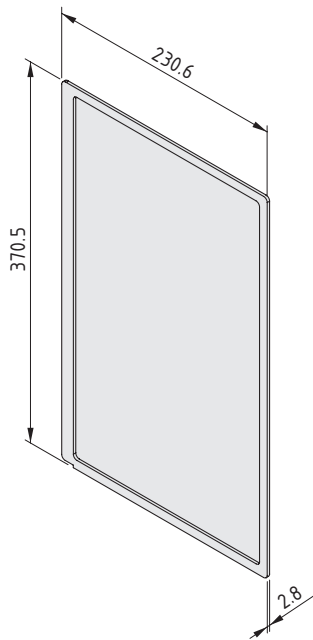


Display Panel Holder 8



Display Panel Holder
2 T-Slot Nuts V 8 St M5, bright zinc-plated
2 Button-Head Screws M5x12, St, bright zinc-plated
2 screws DIN 5021-5,3, St, bright zinc-plated
m = 210.0 g

1 set	0.0.631.87
-------	------------



Display Panel PP

Format A4
m = 50.0 g

black, 1 pce.	0.0.635.18
red, 1 pce.	0.0.636.77



Document Holder

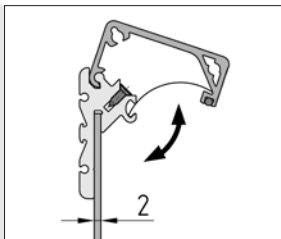

- Practical clamp mechanism
- For A3 and A4 documents and drawings
- As a holder only or complete frame



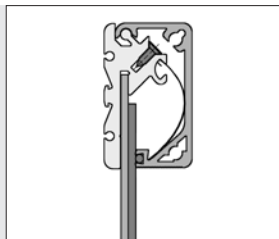
The Document Holder system is used for constructing display and information panels of any size in the workplace or the training area. The panels can be attached directly to a frame construction made of aluminium profiles, e.g. to a work bench in the production area. The Document Holder can also be used to construct fixed or moveable panels on appropriate frame structures.

The system consists of two aluminium profiles that are interconnected using an integrated spring-loaded hinge. The Document Holder Support Profile forms the fixed frame which also secures the rear panel. This frame is fixed onto basic constructions made up of Line 8 Profiles using Clip 8 St.

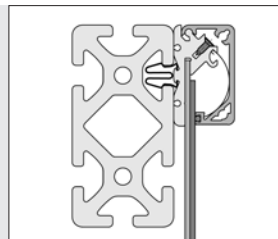
The spring-loaded Lid Profile firmly clamps documents and drawings and can securely hold an optional acrylic glass panel to protect documents.



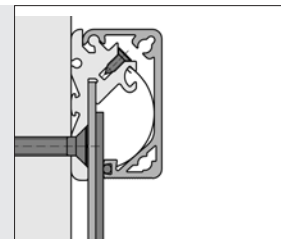
The Lid Profile opens and closes to clamp the Document Holder. The leaf springs hold the lid in place at its two extreme positions. The document is held in place by simply closing the Lid Profile as illustrated.



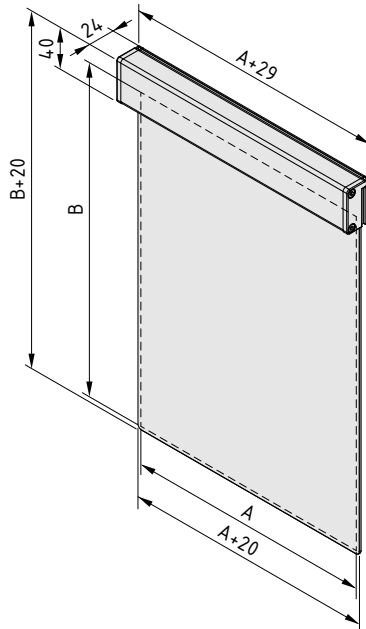
A protective panel can be used in Document Holder frames that are enclosed on all sides. This too is held in position by the Lid Profile.



The Document Holder Support Profile is fixed onto basic constructions made up of Line 8 Profiles using Clip 8 St.



The Support Profile can also be secured to any surface using a Countersunk Screw.



Document Holder 8 A4



Fully assembled (excluding protective panel)
Document dimension A = 210 mm
Document dimension B = 300 mm
m = 0.7 kg

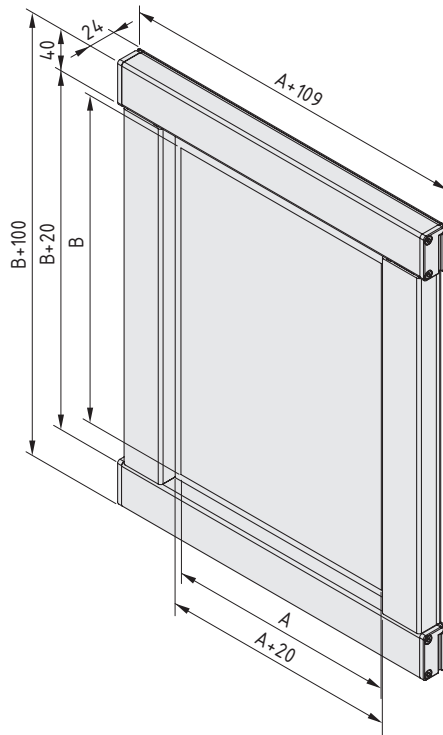
1 set	0.0.476.22
-------	------------

Document Holder 8 A3



Fully assembled (excluding protective panel)
Document dimension A = 420 mm
Document dimension B = 300 mm
m = 1.3 kg

1 set	0.0.476.23
-------	------------



Document Holder 8 Frame A4



Fully assembled (including protective panel PMMA)
Document dimension A = 210 mm
Document dimension B = 300 mm
m = 2.3 kg

1 set	0.0.476.24
-------	------------

Document Holder 8 Frame A3



Fully assembled (including protective panel PMMA)
Document dimension A = 420 mm
Document dimension B = 300 mm
m = 3.4 kg

1 set	0.0.476.25
-------	------------



Label Holder

- Can be fitted to Line 8 profiles and panels
- Available as complete Holder or as Label Profile in custom length
- Protective strip for label



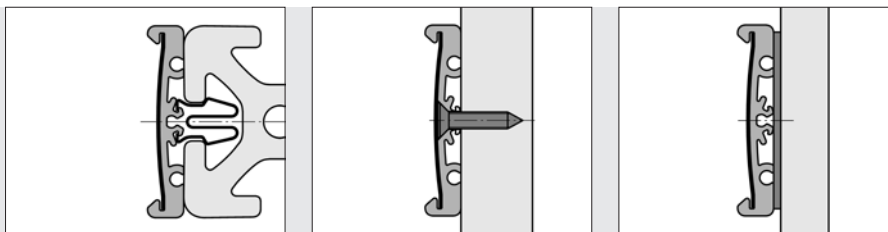
Label Holder 8 160x40 is used to attach labels to shelves, work benches and fixtures. It consists of the Label Profile, which has a protective strip and end caps, and two Clips 8 St.

The Label Holder fits paper labels 36 mm high while the transparent protective strip protects the labels against soiling.

Label Profile can also be cut to custom lengths.



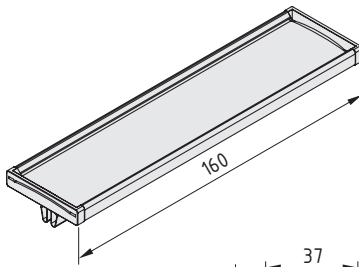
Tip:
Label cards can be designed to suit requirements. item offers professional templates that users can download and add their own text to.



Fastening to different structures

Label Holder 8 can be secured to different structures:

- with Clip 8 St to Line 8 Profile grooves
- with countersunk screw to walls and other surfaces
- with double-sided adhesive tape to panel elements

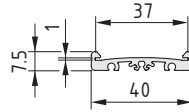


Label Holder 8 160x40



Label Profile 8 40, length 152 mm
2 Label Profile Caps 8 40
Label Protection Strip 8 40, length 152 mm
2 Clips 8 St
m = 66.0 g

1 set 0.0.488.70

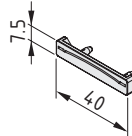


Label Profile 8 40



Al, anodized
m = 0.37 kg/m

natural, 1 pce., length 3000 mm 0.0.454.59

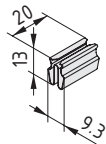


Label Profile Cap 8 40



PA-GF
m = 1.0 g

black, 1 pce. 0.0.488.56

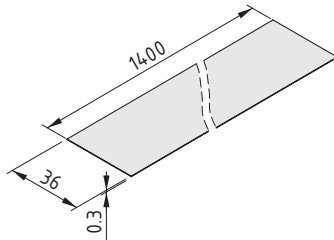


Clip 8 St



St
Recommended amount: 5 pce./m
m = 2.5 g

bright zinc-plated, 1 pce. 0.0.428.97



Label Protection Strip 8 40

PVC
m = 14.3 g/m

transparent, 1 pce., length 1400 mm 0.0.488.63



Label Profile 8 40 E

- Installed and removed in no time
- Can be cut to any size
- Professional templates available to download

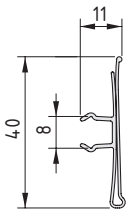


Only shorthand is faster. Label Profile 8 40 E clips into a Line 8 system groove in one easy move. No need for tools, no need for several different components. Label cards are kept safe and secure behind transparent PVC and are slotted into place from above. It's the quickest way to keep racks, SystemMobiles and roller conveyors clearly labelled.

Label Profile is available in cut-offs or in 2000 mm lengths to be cut to size by users – with the item Multi-Purpose Pliers (0.0.265.63), for example. Every storage location can be clearly labelled to ensure everything is properly organised.



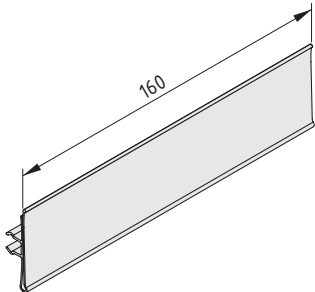
Tip:
Label cards can be designed to suit requirements. item offers professional templates that users can download and add their own text to.



Label Profile 8 40 E



PVC	
m = 106 g/m	
grey/transparent, 1 pce., length 2000 mm	0.0.654.46



Label Profile 8 40 E-160



PVC	
m = 17.0 g	
grey/transparent, 1 pce.	0.0.654.59

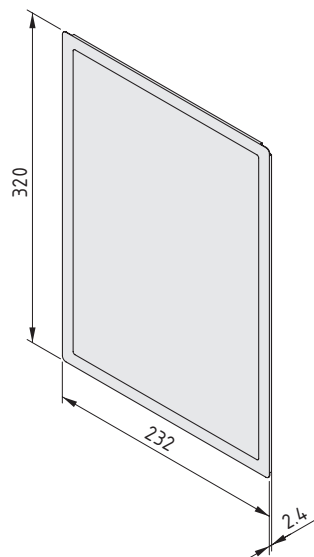


Notice Holder and Board Magnet

- Available in four colours
- Magnetic frame

The Notice Holder is a useful solution for protecting and displaying important information on any magnet-attracting surface, such as item Compound Material St, for example. The Notice Holder is made of hard-wearing non-reflective film, has been designed for A4 sheets and features a frame in grey, yellow, green or red.

Powerful circular Board Magnets are available as a means of temporarily affixing loose notes and documents directly to Compound Material St.



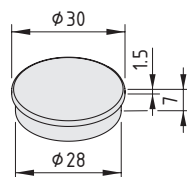
Notice Holder A4, magnetic

Rigid PVC film, 0.4 mm, non-reflective

Magnetic strips

m = 120.0 g

grey, 1 pce.	0.0.635.11
yellow, 1 pce.	0.0.636.61
green, 1 pce.	0.0.636.62
red, 1 pce.	0.0.636.63



Board Magnet

Magnet housing, plastic, white

Magnet Ø 25 mm, St, black

m = 13.5 g

1 pce.	0.0.637.98
--------	------------

ESD-safe accessories.



The safe dissipation of electrostatic discharges (ESD) is a basic requirement for modern work benches. Indeed, each year in industry, electrostatic discharges cause damage that runs into the millions. Fortunately, kitting out a work bench to ensure it is ESD-safe is easy when using the item Work Bench System.

Although humans do not have a heightened sensitivity to electrostatic build-up and discharges, electronic components do. Even just a few hundred volts difference in voltage level can cause incalculable damage to these devices, without leaving any visible external traces.

An ESD concept must factor in all the components involved in a process, from the table frame and working surface to transport trolleys and roller conveyors. item offers the right ESD protection for every aspect of the working environment.

Note: All ESD-relevant solutions are closely coordinated with your requirements and subjected to detailed testing and a final measurement protocol prior to delivery – a major advantage when it comes to safeguarding your quality standards.

ESD-safe accessories: Products in this section.



ESD Table Mat

- Made of abrasion-resistant synthetic rubber
- Two connections for cables

114



ESD Earthing Plug

- Built-in 1 Megohm protective resistor
- Three connections for ESD cables

115



ESD Earthing Terminal

- For dissipating into the table frame
- Three connections for ESD cables

115



ESD Wristband

- Safe earthing for users
- Simple snap fastener contact

116



ESD Spiral Connection Cable

- Retains freedom of movement
- Space saving

116



ESD Drag Chain

- For SystemMobiles and transport trolleys
- Dissipation via continuous contact with floor

118

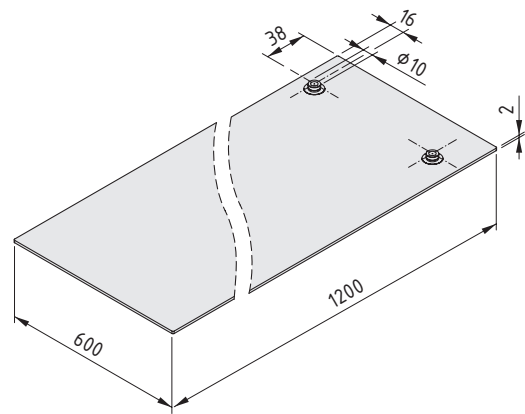


ESD Table Mat DK10

- 1200 mm wide, electrostatically dissipative mat
- Two connections for cables
- Made of abrasion-resistant synthetic rubber



Special protection for your components – the ESD Table Mat from item. The ESD Table Mat is made from composite material with an abrasion-resistant synthetic rubber surface and has two snap fasteners for attaching a connection cable. The mat can be connected to additional ESD equipment from item such as fastening elements on the profile (ESD Central Connection), the ESD Earthing Terminal and the ESD Earthing Plug.



ESD Table Mat DK10



Upper, dissipative
Lower, conductive
Synthetic rubber, grey/black
m = 1.8 kg

1 pce.

0.0.633.96



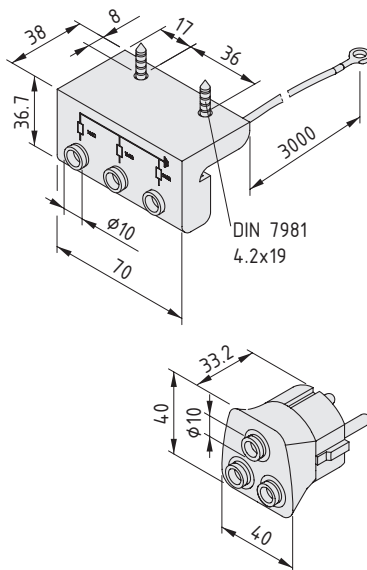
ESD Earthing Plug, 3 x DK10 ESD Earthing Terminal, 3 x DK10

- Three connections for ESD cables
- Dissipation into the table frame through terminal
- Dissipation into the power grid through plug



The item ESD Earthing Terminal has three connections (10 mm snap fasteners) for connection cables and serves as a "collection point" for the dissipation of electrostatic charges in the work bench handling area. The device is fitted below the working surface.

The item ESD Earthing Plug also has three connections (10 mm snap fasteners). It is inserted into a power socket (German domestic standard) and safely transfers charges to the earth potential of the power supply system.



ESD Earthing Terminal, 3 x DK10



Earthing Terminal, yellow
Line, diameter 2.4 mm, black
Discharge resistance 1 MΩ
m = 70.0 g

1 pce.

0.0.636.27

ESD Earthing Plug, 3 x DK10



Dummy plug, yellow
Discharge resistance 1 MΩ
m = 27.0 g

1 pce.

0.0.636.26



ESD Wristband DK10
ESD Connection Cable DK10, coiled
ESD Central Connection 8

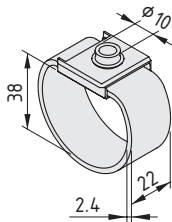
- Effective protection for manual activities
- Spiral cable retains freedom of movement
- Safe dissipation of electrostatic charges



As employees both carry and transfer charges, it is crucial to incorporate them into any ESD concept. The ESD Wristband offers effective protection against electrostatic charges.

The nylon wristband with snap fastener is connected to the ESD Earthing Terminal or ESD Earthing Plug via a connection cable.
Discharge resistance: 1 MΩ

Choose the best connection cables for your needs. Cables are available to suit all requirements – straight, spiral, with snap fastener or with ring connector.



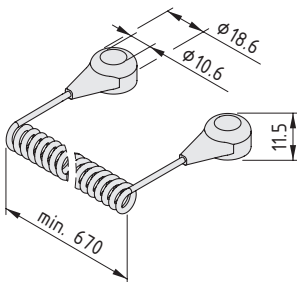
ESD Wristband DK10



Fabric, elastic, hypoallergenic, black
With snap fastener DK10
m = 11.0 g

1 pce.

0.0.631.69



ESD Connection Cable DK10, coiled



Coiled cable, diameter 2.4 mm, black
Suitable for earthing people
Resistance 1 MΩ
m = 27.0 g

1 pce.

0.0.631.68

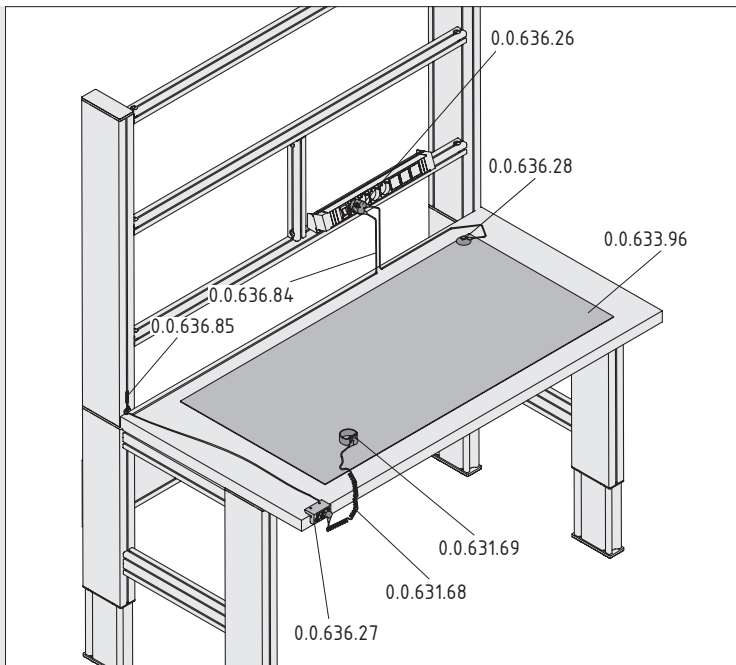
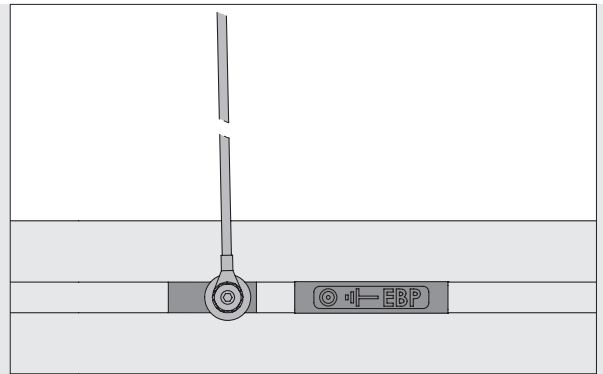
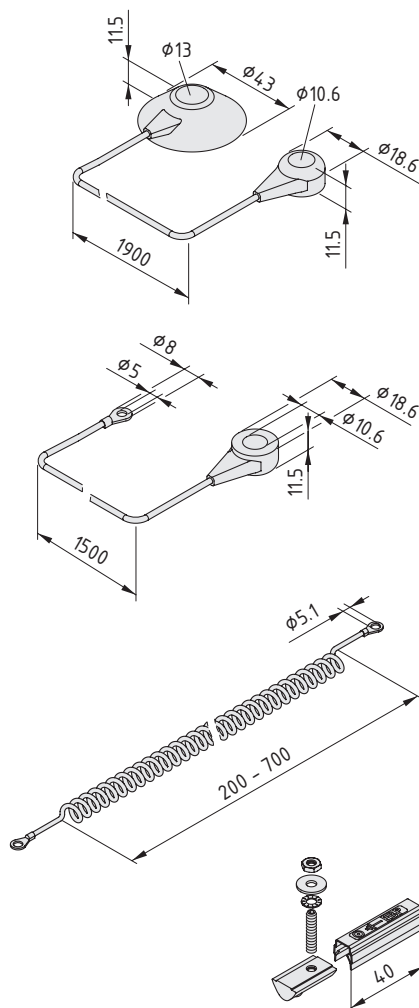


Illustration of an ESD-safe work bench.



The ESD Central Connection with T-Slot Nut and grub screw is fitted to the profile frame of the work bench and used for the connection and potential equalisation of various ESD elements (table top, Table Mat).



ESD Connection Cable DK10, straight



Cable, straight, diameter 2.4 mm, black
m = 47.0 g

1 pce.

0.0.636.28

ESD Connection Cable DK10 - Ring Connector 5 mm



Cable, straight, diameter 2.4 mm, black
m = 16.5 g

1 pce.

0.0.636.84

ESD Spiral Connection Cable - Ring Connector 5 mm



ESD Spiral Connection Cable with two 5 mm ring connectors
m = 40.0 g

1 pce.

0.0.650.54

ESD Central Connection 8



T-Slot Nut V 8 St M4
Grub screw M4x20
Special washer, washer, lock nut
Central Connection labelling
m = 20.0 g

1 pce.

0.0.636.85



ESD Drag Chain

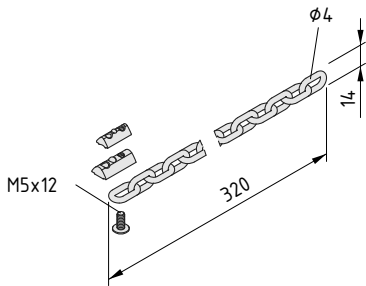
- Safely dissipate static charges
- Permanent floor contact
- Self-cleaning



The best protection under all conditions: The stainless steel ESD Drag Chain dissipates electrostatic charges on item SystemMobiles and mobile racks, for example, by maintaining permanent contact with the ESD-safe floor.

The Drag Chain cleans itself while on the move, so that it can be relied on to do its job even in dusty working environments. This eliminates the high level of maintenance work that has to be carried out when relying solely on electrostatically dissipative castors, which require regular cleaning.

The ESD Drag Chain is compatible with Line 6 and 8 profiles.



ESD Drag Chain



Round steel chain DIN 766, with short links
Dome-head screw ISO 7380-M5x12
T-Slot Nut F 8 St M5
T-Slot Nut F 6 St M5
m = 114.0 g

1 set

0.0.671.88

Tool handling.



Organisation and order boost productivity! If you want to get on with your work without having to search for the right tool, you need to be smart about organising your bench.

Whether Hooks or Containers, Tool Holders or Label Back-plates, the award-winning Hook and Holder System offers a wide variety of universal fixings to ensure tools can be arranged clearly to suit any application.

The components can be screwed to Line 8 profiles in seconds and can be removed and rearranged just as quickly. That ensures order and organisation from the start.

The item Hook and Holder System is renowned for its form and function and won a gold iF product design award in 2011 for its functional design. It was also nominated for the German Design Award in 2012.

What's more, Tool Balancers, Runners and the retractable Spiral Hose with quick-action couplings are available for working with heavy tools and pneumatically powered devices.



Tool stowage: Products in this section.



Hook 8

- Double-pronged with angled ends
- In various lengths

121



Holder 8

- Stainless steel wire holder
- Two designs – round and straight

121



Cloth Holder 8

- For rags and cloths
- Very easy to use

122



Hooks 8 R30 / R40

- Fully rounded
- Non-slip, tool-safe coating

123



Container D80

- For pens and screwdrivers
- Rattle-free holder

124



Cup and Bottle Holder

- Practical gap for handle
- For cans, bottles, cups and insulated mugs

125



Tool Holder D70

- Three variants for various tools
- Free-standing holder for the bench or fixing to profiles with Line 8 groove

127



Tool Holder D120

- Optimum hold thanks to conical inside diameter
- Scratch-free storage

129



Label Backplate, Hook and Holder System

- Clear labelling for better organisation
- Robust backplate for inserting label cards

130



Tool Holder 8

- Space-saving, fast-action stowage
- Can be extended as required

131



Magnetic Holder

- Secure hold for metallic tools
- Sits flush in a Line 8 groove

132



Tool runners

- Secure hanger, even for heavy equipment
- Position tools with ease

135



Tool Balancer

- Weight compensation to take the strain off staff
- High-precision balance function

137



Hooks 8 Holder 8

- Suitable for universal use
- Sturdy stainless steel wire loop



The practical Hooks 8 with curved double prongs are a universal solution for arranging tools and accessories at the work bench. They are made of stainless steel wire in a range of lengths and heights. Hooks 8 can be used separately or in combinations to hang up or store equipment and tools.

Holder 8 240x80 comprises one continuous loop of wire that is installed using two fastening blocks. Tools and accessories can be suspended on the stainless steel wire.

Hooks 8 and Holders 8 are available in black or grey.

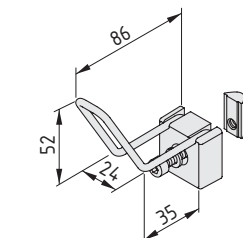


Tip:

Want to make sure everyone knows what belongs where? The cards for the item Label Backplate (0.0.654.53) can be custom printed or filled out and then retrofitted to any fastening block from the item Hook and Holder System. This improves organisation and brings order to the workplace.

The following applies to all the products below:

Wire, St, stainless
Wire mount, PA-GF
Hexagon Socket Head Cap Screw DIN 912-M6x20, St, bright zinc-plated
Washer DIN 433-6.4, St, bright zinc-plated
T-Slot Nut V 8 St M6, bright zinc-plated



Hook 8 80x40



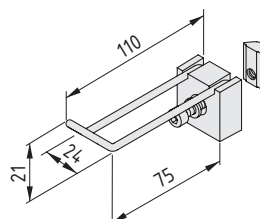
m = 60.0 g

black, 1 set

0.0.634.67

grey, 1 set

0.0.634.80



Hook 8 80x20



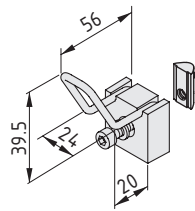
m = 61.0 g

black, 1 set

0.0.624.29

grey, 1 set

0.0.634.83



Hook 8 40x40



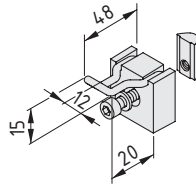
m = 54.0 g

black, 1 set

0.0.624.28

grey, 1 set

0.0.634.82



Hook 8 40x20



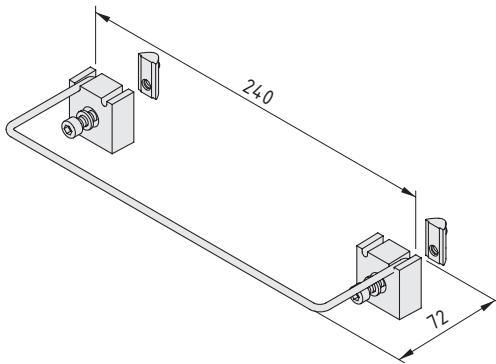
m = 48.0 g

black, 1 set

0.0.624.30

grey, 1 set

0.0.634.74



Holder 8 240x80



m = 74.0 g

black, 1 set

0.0.624.31

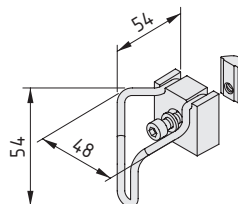
grey, 1 set

0.0.634.75



Cloth Holder 8

■ Holds rags and cloths



Cloth Holder 8



Wire, St, stainless

Wire mount, PA-GF

Hexagon Socket Head Cap Screw DIN 912-M6x20, St, bright zinc-plated

Washer DIN 433-6.4, St, bright zinc-plated

T-Slot Nut V 8 St M6, bright zinc-plated

m = 58.0 g

black, 1 set

0.0.624.27

grey, 1 set

0.0.634.81



Hook 8 R30 Hook 8 R40

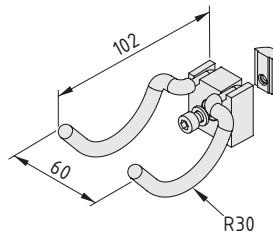
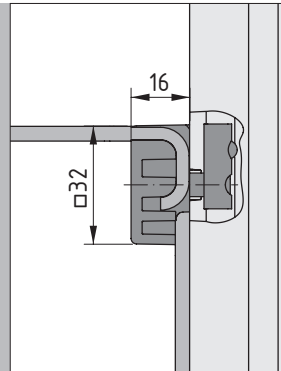
- Non-slip sheathing
- One loop or two prongs



The hooks for when things get a little shaky: Curved and sheathed in PVC, the stainless steel loop of Hook 8 R30 and Hook 8 R40 provides the best hold.

The two prongs of Hook 8 R30 are ideal for holding hammers, screwdrivers and pliers close to hand ready for their next use. A gap of 60 mm between the non-slip loops is big enough to ensure tools can be removed and returned with the greatest of ease.

Hook 8 R40 forms a retainer for cylindrical or elongated hand tools and workpieces. The sheathing provides a soft contact surface and a secure hold for tools.



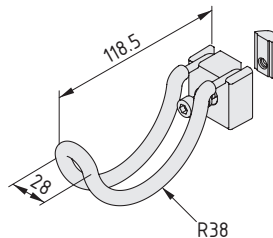
Hook 8 R30



Wire, St, stainless
PVC sheathing, anthracite
Wire mount, PA-GF
Hexagon Socket Head Cap Screw DIN 912-M6x20, St, bright zinc-plated
Washer DIN 433-6.4, St, bright zinc-plated
T-Slot Nut V 8 St M6, bright zinc-plated
m = 71.0 g

black, 1 set

0.0.654.32



Hook 8 R40



Wire, St, stainless
PVC sheathing
Wire mount, PA-GF
Hexagon Socket Head Cap Screw DIN 912-M6x20, St, bright zinc-plated
Washer DIN 433-6.4, St, bright zinc-plated
T-Slot Nut V 8 St M6, bright zinc-plated
m = 69.0 g

black, 1 set

0.0.648.90

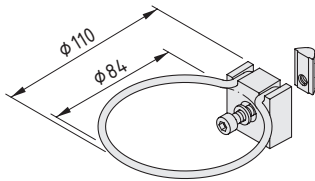


Holder 8 D80
Container D80

- Stainless steel wire loop
- Container perfect for utensils
- Rattle-free holder



Holder 8 D80 features a loop as a fastener. The stainless steel wire can be used to hang tools and accessories. Holder 8 D80 also acts as a fixing for Container D80. Container D80 keeps the workplace neat and tidy and is a place for everything that does not have a place of its own. Pens, screwdrivers and other utensils can be kept in easy reach and sight. Elastomer tubing cut-offs ensure that Container D80 fits snugly and securely into Holder 8 D80. Small openings in the bottom make cleaning easier.

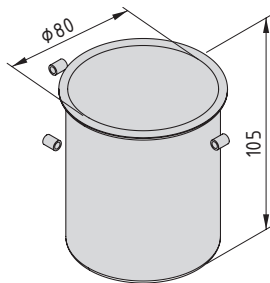


Holder 8 D80



Wire, St, stainless
Wire mount, PA-GF
Hexagon Socket Head Cap Screw DIN 912-M6x20, St, bright zinc-plated
Washer DIN 433-6.4, St, bright zinc-plated
T-Slot Nut V 8 St M6, bright zinc-plated
m = 53.0 g

black, 1 set	0.0.624.32
grey, 1 set	0.0.634.76



Container D80

Container D80, Al, natural
3 tubing cutoffs D4x1x8
m = 52.0 g

1 pce.	0.0.646.02
--------	------------



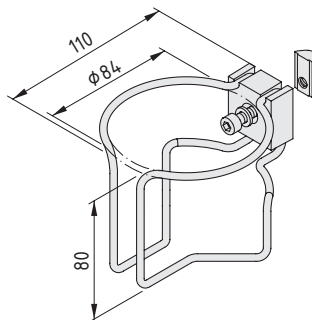
Cup Holder 8 Bottle Holder 8

- Practical gap for handle
- For cans, bottles and cups
- Plastic insert as anti-drip device



Time for refreshments? Cup Holder 8 and Bottle Holder 8 keep drinks handy for little breaks. Made of stainless steel wire, the holders incorporate a gap for a handle, which makes them ideal for holding not just cans and bottles but cups and insulated mugs up to 84 or 100 mm in diameter, too.

Bottle Holder 8 Insert allows you to store cans and bottles of all sizes, safe in the knowledge they won't slip out. The large container (800 ml) also acts as an anti-drip device and can be used to store materials and tools. It is dishwasher safe and resistant to most cleaning agents, oils and greases.

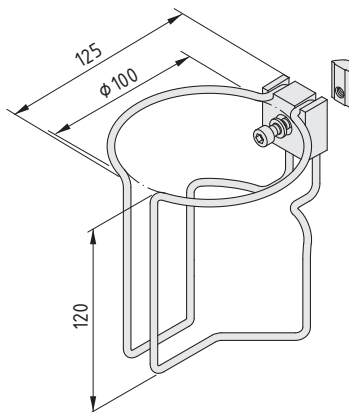


Cup Holder 8



Wire, St, stainless
Wire mount, PA-GF
Hexagon Socket Head Cap Screw DIN 912-M6x20, St, bright zinc-plated
Washer DIN 433-6.4, St, bright zinc-plated
T-Slot Nut V 8 St M6, bright zinc-plated
m = 114.0 g

black, 1 set	0.0.624.34
grey, 1 set	0.0.634.78

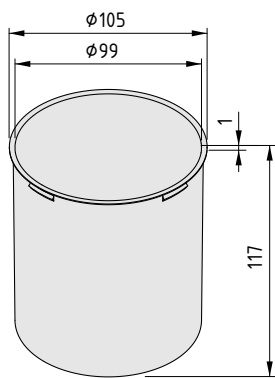


Bottle Holder 8



Wire, St, stainless
Wire mount, PA-GF
Hexagon Socket Head Cap Screw DIN 912-M6x20, St, bright zinc-plated
Washer DIN 433-6.4, St, bright zinc-plated
T-Slot Nut V 8 St M6, bright zinc-plated
m = 140.0 g

black, 1 set	0.0.624.33
grey, 1 set	0.0.634.77



Bottle Holder 8 Insert



PP
Dishwasher safe
m = 39.0 g

black, 1 pce.	0.0.649.45
grey, 1 pce.	0.0.647.81



Holder Support D70 Holder Console D70 Tool Holder D70 Magnetic Holder D70

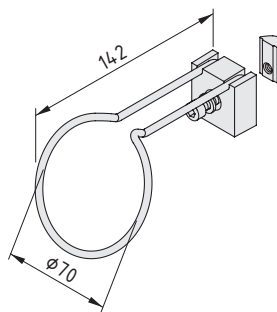
- Ergonomic tool stowage
- Three holder shapes for different tools
- Free-standing or mounted on the work bench



The robust Tool Holders made of polyurethane structural foam help to lower noise levels and make it easy to keep everything in good order. There are three variants to suit different purposes – a classic Container shape for miscellaneous small parts, a funnel shape for screwdrivers and a variant with two adaptable shelves designed to hold pliers at the desired angle.

The angle-adjustable Holder Console can accommodate up to three Tool Holders and keep them near to hand on a bench. Individual Holders can be mounted on a bench using Holder Supports D70, which are made of stainless steel wire and attach to a Line 8 groove. Two variants are available – the vertical support and a support that positions a Holder at an ergonomic angle of 30°.

Magnetic Holder D70 fits into the Holder Console and Holder Supports. It makes it easier to stow ferrous tools and small parts. Raised bumps arranged in a circle hold tools in place and make removal easier.



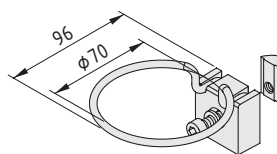
Holder Support D70-30°



Wire, St, stainless
Wire mount, PA-GF
Hexagon Socket Head Cap Screw DIN 912-M6x20, St, bright zinc-plated
Washer DIN 433-6.4, St, bright zinc-plated
T-Slot Nut V 8 St M6, bright zinc-plated
m = 70.0 g

black, 1 set

0.0.648.40



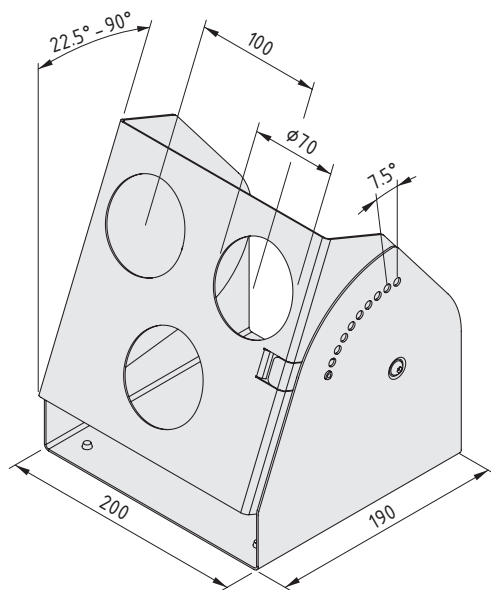
Holder Support D70



Wire, St, stainless
Wire mount, PA-GF
Hexagon Socket Head Cap Screw DIN 912-M6x20, St, bright zinc-plated
Washer DIN 433-6.4, St, bright zinc-plated
T-Slot Nut V 8 St M6, bright zinc-plated
m = 65.0 g

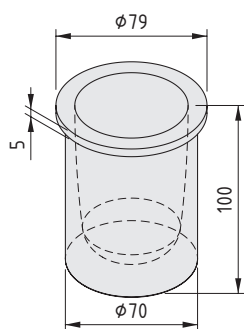
black, 1 set

0.0.648.36

**Holder Console D70**

Holder Console D70, St, powder-coated white aluminium
m = 2.5 kg

1 pce. 0.0.649.26

**Tool Holder D70 Container**

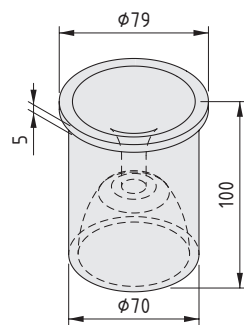
Tool Holder D70 Container, PUR, black
m = 79.0 g

1 pce. 0.0.648.31

Tool Holder D70 Container ESD

Tool Holder D70 Container, PUR, black
m = 79.0 g

1 pce. 0.0.653.29

**Tool Holder D70 Screwdriver**

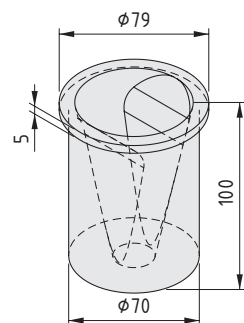
Tool Holder D70 Screwdriver, PUR, black
m = 125.0 g

1 pce. 0.0.648.29

Tool Holder D70 Screwdriver ESD

Tool Holder D70 Screwdriver, PUR, black
m = 125.0 g

1 pce. 0.0.653.27

**Tool Holder D70 Pliers**

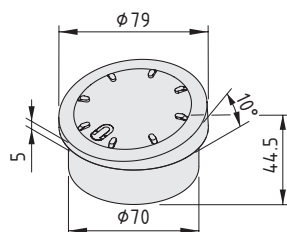
Tool Holder D70 Pliers, PUR, black
m = 120.0 g

1 pce. 0.0.648.30

Tool Holder D70 Pliers ESD

Tool Holder D70 Pliers, PUR, black
m = 120.0 g

1 pce. 0.0.653.28

**Magnetic Holder D70**

Magnetic Holder D70, PUR, black
m = 63.0 g

1 pce. 0.0.654.43

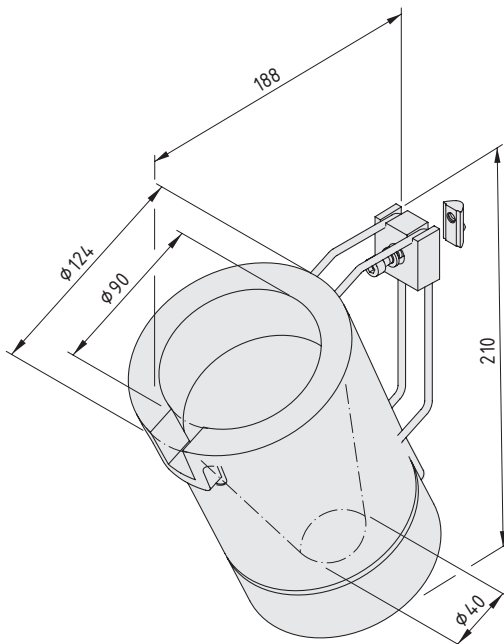


Tool Holder D120

- Optimum hold thanks to conical internal diameter
- Scratch-free storage
- Easy removal due to angled opening



Keep heavy hand tools within easy reach – with the item Tool Holder. Electric drivers or special tools are held safely and securely in the holder until they are needed. The Tool Holder comprises stainless steel wire and a flexible PU foam insert with an internal diameter that tapers from 90 mm to 40 mm.



Tool Holder D120

Tool Holder holster, PUR, black
 Wire, St, stainless
 Wire mount, PA-GF, black
 Hexagon Socket Head Cap Screw DIN 912-M6x20
 Washer DIN 433-6.4
 T-Slot Nut V 8 St M6
 m = 510.0 g

1 set

0.0.626.88



Label Backplate, Hook and Holder System

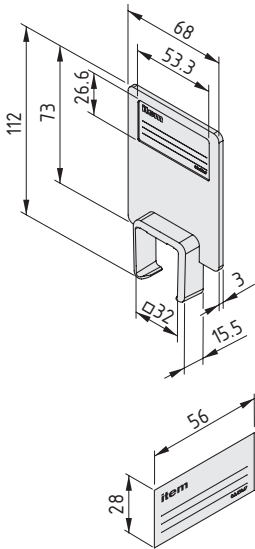
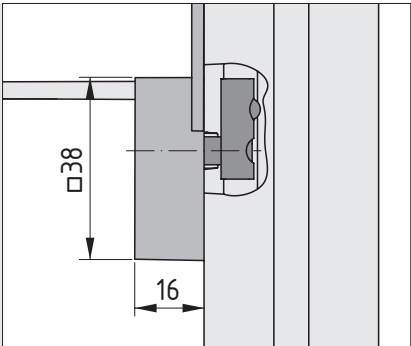
- Backplate for holding label cards
- Also suitable for retrofitting over a holder
- Compatible with the item Hook and Holder System

Clear labelling makes sure tools and equipment are always put back where they belong. item Label Backplates can be retrofitted to any fastening block from the item Hook and Holder System. To enable colour-coding, the robust PA Backplates come in grey and black. Simply label, clip the Backplate into place and enjoy the benefits of good organisation.

Replacement Labelling Cards (0.0.432.47) are available separately.



Tip:
You can access compatible and editable templates online, in the download section for this product.



Label Backplate, Hook and Holder System



Label Backplate, Hook and Holder System, PA
Labelling Card (56 mm x 28 mm)
m = 25.0 g

black, 1 pce.	0.0.654.54
grey, 1 pce.	0.0.654.53

Labelling Cards for Parts Containers

Card 200 g/m ² white, 1 pce.	0.0.432.47
---	------------

Tool Holder 8

- Space-saving, fast-action stowage
- Plastic clips ensure a secure but gentle hold

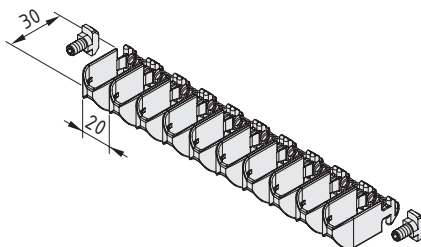
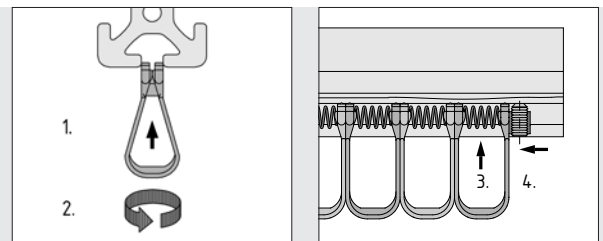


Tool Holder 8 can be fitted at any point in the groove of a Line 8 profile. Its spring-loaded elements made from flexible plastic clamp tools firmly in place. Tool Holders 8 can be arranged side by side as required to accommodate a large number of tools.



Installation sequence:

1. Insert loop into groove
2. Turn 90°
3. Insert spring into groove
4. Use Hammerhead Nut 8 M6 and grub screw DIN 916 M6x12 to secure Tool Holder in groove



Tool Holder 8

10 loops, PA-GF, black
10 compression springs, St
2 Hammerhead Nuts 8 M6, St, bright zinc-plated
2 grub screws DIN 916 M6x12, St, bright zinc-plated
m = 54.0 g

black, 1 set = 10 elements

0.0.474.50



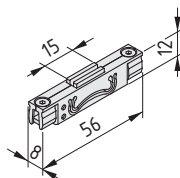


Magnetic Holder 8

- Sits flush in a Line 8 groove
- Secure hold for metallic tools



When all you need to do is hold tools or metallic objects in the right place, use Magnetic Holder 8. The permanent magnet boasts a holding force of 40 N. Magnetic Holder 8 is very easy to install or retrofit to a Line 8 groove.




Magnetic Holder 8



Magnet housing half 8, PA-GF, grey, similar to RAL 7042
 2 magnets 20x5x2, St, nickel-plated
 2 Magnetic Stops 8, terminal shoes, St, bright zinc-plated
 2 Countersunk Screws DIN 7991-M3x10, St, bright zinc-plated
 2 square nuts DIN 562-M3, St, bright zinc-plated
 m = 18.0 g

grey similar to RAL 7042, 1 pce.

0.0.627.86





Tool Pivot Arm 8 80-370 Tool Double Pivot Arm 8 80-695

- Four support profiles with a Line 8 groove on every side
- Perfect for elements from the item Hook and Holder System

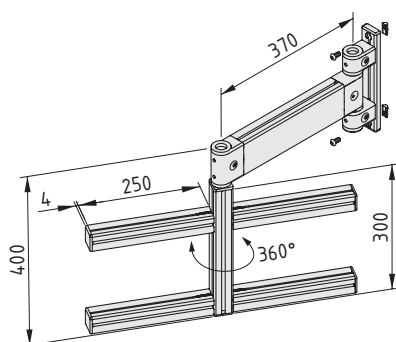


The Tool Pivot Arm features four support profiles, each with Line 8 grooves that can be used to mount a wide range of accessories such as Hooks, Holders, Tool Holders and Magnetic Holders.

Thanks to vertical adjustment options, the support profiles can be moved to accommodate tools in various sizes. With grooves on all sides of the profiles, the Pivot Arm is exceptionally versatile and can even be fitted with tools on both sides. As a result, users can switch from one set of tools to another by turning the tool holder 180°.

Tool Pivot Arm 8 80-370 holds tools and equipment up to a total weight of 40 kg.

Tool Double Pivot Arm 8 80-695 features an additional joint that increases the range of possible adjustments even further. Maximum load-carrying capacity is 25 kg.

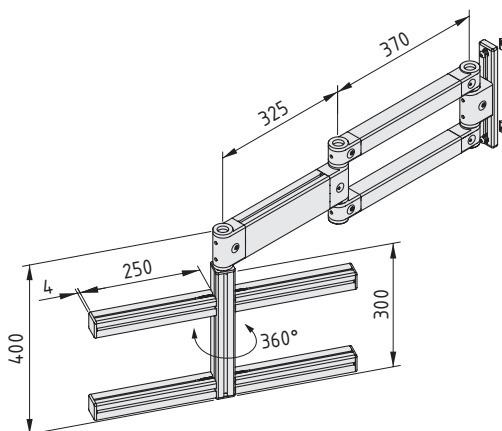


Tool Pivot Arm 8 80-370



Pivot Arm 8 80-370 with height-adjustment mechanism
4 Profiles 8 40x40 E 250 mm, Al, anodized
Profile 8 40x40 E 300 mm, Al, anodized
Screws and fastening elements
m = 4.5 kg

1 set	0.0.664.10
-------	------------



Tool Double Pivot Arm 8 80-695



Pivot Arm 8 80-695 with height-adjustment mechanism
4 Profiles 8 40x40 E 250 mm, Al, anodized
Profile 8 40x40 E 300 mm, Al, anodized
Screws and fastening elements
m = 6.5 kg

1 set	0.0.664.15
-------	------------



Runner Runner 8 80x40

- Position tools with ease
- Runner glides along groove in Table Overhang
- Secure hanger, even for heavy equipment

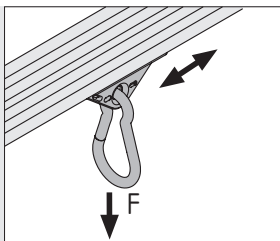


The item Runner is available in two different designs: One has a load-carrying capacity of 50 N and is inserted into a Line 8 groove while Runner 8 80x40 has integrated slide elements and a load-carrying capacity of 200 N. In both cases, accessories are connected via a sturdy spring hook.

Integrated slide inserts made of special plastic ensure that tools, balancers and similar elements can be moved easily, with low wear.

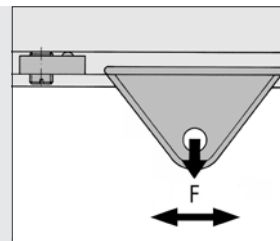
Runner 8 80x40 is of split design. It can therefore also be retrofitted to profile grooves. Additional holes enable feed cables to be secured with cable ties.

The soft buffer insert in Slide Stop 8 absorbs the impact energy of a fast-moving Runner in an item Line 8 profile groove. Simply slot into place for a bit more peace and quiet, even when tools are being put through their paces.



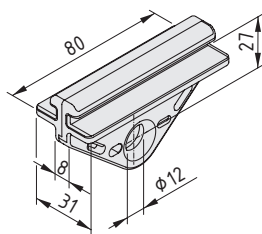
The corrosion-resistant Spring Hooks enable easy attachment to the Runner and rapid tool changes.

- Spring Hook 60 D6:
Recommended max. tensile force $F = 100 \text{ N}$
- Spring Hook 80 D8:
Recommended max. tensile force $F = 200 \text{ N}$



A T-Slot Nut is recommended as the end stop. It is secured in the groove by the grub screw.

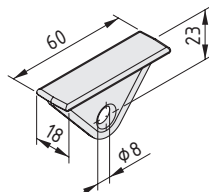
$F_{\text{max}} = 50 \text{ N}$

**Runner 8 80x40**

2 runner halves, PA-GF, black
2 slide elements, POM, natural
m = 39.0 g

1 set

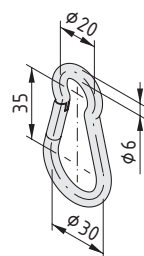
0.0.618.97

**Runner 8**

PA-GF
m = 8.0 g

black, 1 pce.

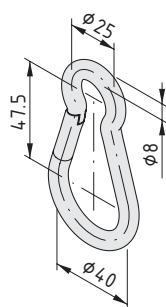
0.0.026.13

**Spring Hook 60 D6**

St
Spring hook similar to DIN 5299
m = 25.4 g

stainless, 1 pce.

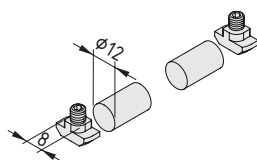
0.0.619.68

**Spring Hook 80 D8**

St
Spring hook similar to DIN 5299
m = 67.0 g

stainless, 1 pce.

0.0.619.70

**Slide Stop 8**

2 Hammerhead Nuts 8 M6, St, bright zinc-plated
2 grub screws DIN 916-M6x12, St, bright zinc-plated
2 Impact Buffers, NBR
m = 14.0 g

1 set

0.0.651.37



Tool Balancers

- Automatically pull the tool out of the immediate working environment
- Manually adjustable retraction force
- Integrated securing loop

Out of the way but standing by: item Tool Balancers ensure tools are in easy reach for employees. When not required, the Tool Balancer automatically removes the tool from the immediate working area. An adjustable stop allows users to tailor the default height of the device to their needs. Precisely adjustable retraction force takes considerable strain off staff when working with heavy tools. An arrester mechanism is also integrated as standard.

Tool Balancers are available for 0.4 to 14 kg and should be selected according to the weight of the tools involved.

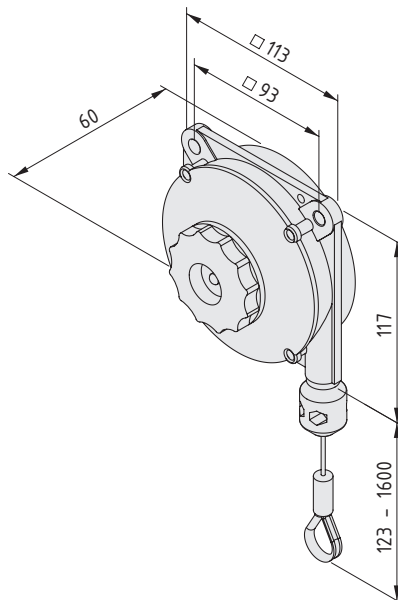


The following applies to all the products below:

Die-cast Al

Steel cable, Ø 2 mm St, stainless

Notes on Use and Installation



Tool Balancer 0.4-1 kg

m = 0.6 kg

1 pce.

0.0.631.84

Tool Balancer 1-2 kg

m = 0.6 kg

1 pce.

0.0.636.48

Tool Balancer 2-3 kg

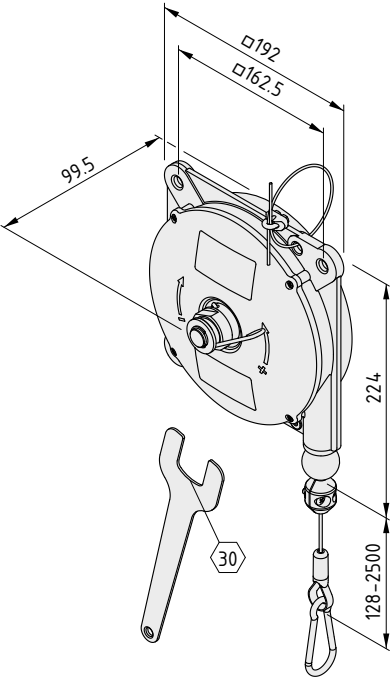
m = 0.7 kg

1 pce.

0.0.649.96

The following applies to all the sets below:

- Casing
- Steel cable Ø 2.5 mm, St, stainless
- Arrester mechanism: Steel cable Ø 2 mm, St, stainless; steel cable clamp, St, bright zinc-plated
- Spring hook, St
- Wrench 30 A/F, St, bright zinc-plated
- Notes on Use and Installation



Tool Balancer 4-6 kg		
m = 3.3 kg		
1 set		0.0.674.95
Tool Balancer 6-8 kg		
m = 3.4 kg		
1 set		0.0.674.96
Tool Balancer 8-10 kg		
m = 3.5 kg		
1 set		0.0.674.97
Tool Balancer 10-14 kg		
m = 3.8 kg		
1 set		0.0.674.98

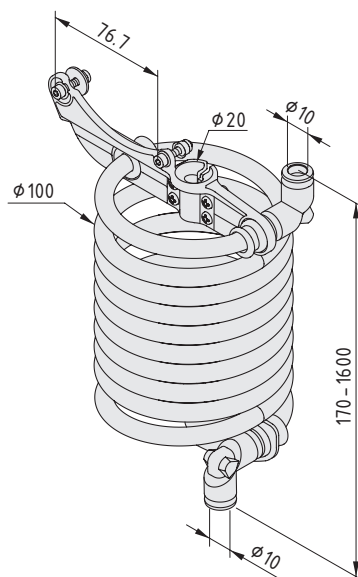


Spiral Hose for Tool Balancers 2x10 mm

- Flexible compressed-air conduit
- Keeping everything in its place
- The ideal accessory for Tool Balancers

The Spiral Hose looks neat and stops you stepping on your hose at the work bench. At 170 mm, the compressed-air line takes up little space in its non-extended state, but can easily be pulled out to the ideal length. The default height of the tool can be adjusted as required. Quick-action couplings at the ends of the hose ensure the system can be connected up in next to no time.

The Spiral Hose is perfect for use with item Tool Balancers (0.0.631.84, 0.0.636.48 and 0.0.649.96) and makes work with pneumatic tools particularly straightforward and convenient.



Spiral Hose for Tool Balancers 2 x D10 mm

Spiral hose D10, PA 12, grey
2 quick-action couplings D10
Fastening elements
Notes on Use and Installation
m = 420.0 g

1 set

0.0.650.67

Material supply.



item supplies everything needed to ensure the efficient and ergonomic supply of small parts and working materials. The entire process is taken into account, from restocking materials to processing them at the work bench.

ergologicistic® harmonises processes that are characterised by conflicting requirements. For example, when it comes to internal material flows, companies prefer to use the biggest standardised containers they can. By contrast, staff on the assembly line need easy, unimpeded access to manageable quantities.

The products in the item ergologicistic® range help companies eliminate the obstacles that separate these two workflows. For example, full-width Trays 8 A are ideal for holding semi-open fronted boxes.

What's more, because picking out small materials from a large container is inefficient, the ergologicistic® parts containers and Grab Plate Profile make sorting operations simple on the removal side.

item also supplies Pivot Arms with multiple adjustment options that support ergonomic working practices and keep tools and materials close by in the user's personal handling area.

Material picking: Products in this section.



Trays

- Variable dimensions up to the full width of the bench
- With stable raised edge or dropped edge for easy loading

143



Grab Plate Profile

- Bench-wide sorting surface for small parts
- Movable dividers break up surface as required

155



Supply Profile

- Storage for semi-open fronted boxes and Euro-format containers.
- Flat edge for safe transport and secure hold

157



Grab and Parts Containers

- The ergonomic solution for sorting small parts
- Also with integrated semi-open fronted box

159



Pivot Arms

- Ergonomic positioning of tools and materials
- Also suitable for heavy loads

164



Container Profile

- Practical support for semi-open fronted boxes
- Two ribs along top
- Universal holder

172



Container Mounting

- Fixing for individual semi-open fronted boxes
- Secure hold between two Line 8 profiles

173

ergologic® – the perfect synthesis of intralogistics and ergonomics.



ergologic®

With item ergologic®, you can perfectly coordinate the supply and processing of small parts. The components can also be easily integrated into existing work benches. That creates the perfect combination of ergonomics and intralogistics.

The item ergologic® product family enables you to:

- Optimise material resupply using standard commercial containers
- Link together processes and eliminate artificial obstacles between intralogistics and processing
- Ensure the efficient and ergonomic supply of small parts

Extremely stable Trays that fill the entire width of the work bench feature barrier-free transitions at the supply side to keep refilling operations running smoothly. Compatibility with industry-standard container formats and sizes enables seamless integration into existing logistics scenarios.

Eliminating unnecessary movements helps to alleviate a considerable amount of the strain on staff and boost their productivity.

In terms of processes, a defined rebate for containers makes sure that even the smallest of parts are guided safely into ergonomically optimised sorting elements. Grab Containers that can be fitted to the FIFO Tray or positioned anywhere on the table top and full-width Grab Plate Profile 8 180x50 optimise process-based movement sequences.

When using the Supply Profile, material containers such as semi-open fronted boxes can also be positioned perfectly within the operator's reach without requiring a Tray – if necessary, Grab Container 8 105x130 can also be fitted to the Supply Profile.

Thanks to simple and comprehensive labelling options from the loading side through to the removal side and even on individual Grab Containers, users can ensure all storage areas and removal points are clearly marked, thereby safeguarding quality standards.





Trays ESD

- Three sizes up to 850 mm wide for intralogistics and material storage
- Stable edging to hold containers in place
- Preassembled and with versatile fixing options



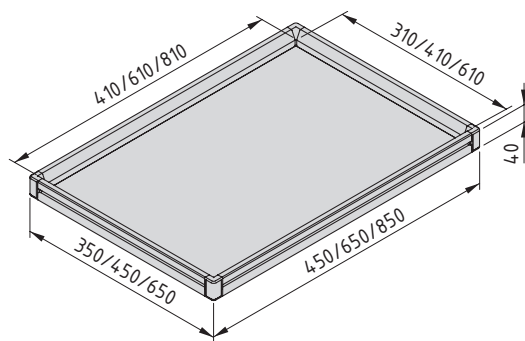
ergologic®

These universal Trays create order and ensure reliable workflows. Various sizes based on Euro-format containers are available and ensure optimum compatibility with intralogistics systems.

The stable all-round edging holds goods and tools securely in place in mobile internal transport applications and in material supply systems based on the FIFO principle. At the same time, the Line 8 groove can be used to attach handles or labels to ensure storage and removal locations are clearly identifiable.

The item Work Bench System includes compatible adapters for a huge range of fastening options, whether level, inclined or adjustable.

Naturally, the Trays are ESD-safe to ensure maximum safety when handling sensitive electronic components.



Tray 4x3 ESD



Tray 4x3 ESD, preassembled
Usable dimensions 410x310 mm
Load-carrying capacity 40 kg
m = 2.2 kg

1 set 0.0.663.07

Tray 6x4 ESD



Tray 6x4 ESD, preassembled
Usable dimensions 610x410 mm
Load-carrying capacity 40 kg
m = 4.9 kg

1 set 0.0.646.96

Tray 8x6 ESD



Tray 8x6 ESD, preassembled
Usable dimensions 810x610 mm
Load-carrying capacity 40 kg
m = 7.5 kg

1 set 0.0.646.95



Trays 8 ESD A 1200, 1500, 1800

- Preassembled, ready-to-install Tray in bench widths up to 1800 mm
- Three designs, including with dropped edges
- For supplying and storing small load carriers



ergologic®

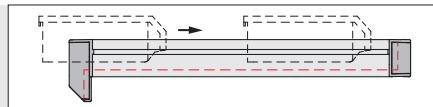
Stable and large Trays 8 ESD A feature a carrying capacity of 200 kg and are ideal for table-width picking and supply and for storing numerous small load carriers, semi-open fronted boxes and/or workpieces. The fastening elements supplied allow both horizontal and angled installation. An all-round Line 8 groove can also be used to mount accessory components such as Grab Containers and Label Backplates.

All versions feature an ESD-safe design so that sensitive electronic components are not put at risk.

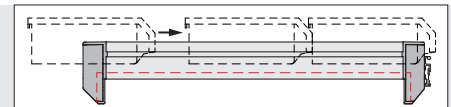
The preassembled Trays ESD A are 600 mm deep and can be supplied in widths of 1200 mm, 1500 mm and 1800 mm to match the standard widths of item work benches. This ensures that the entire picking and supply concept slots seamlessly into your work bench design concept.



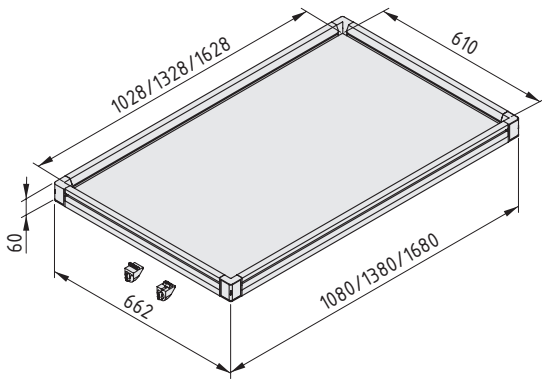
Tray ESD A: With an all-round edge to hold in place articles such as large boxes and workpieces that are not required as often.



Tray 1x180° ESD A: With a dropped edge at the rear that makes it easier to restock the Tray.



Tray 2x180° ESD A: With two dropped edges. Tray Stop Profile or Grab Plate Profile can be used with Grab Container 8 105x130 to optimise the removal procedure for small parts at the operator's side of the Tray. This relieves strain on personnel while simultaneously boosting efficiency.


Tray 1200 ESD A


Preassembled, including screws and fastening elements
Usable dimensions 1028x610 mm
Load-carrying capacity 200 kg
m = 10.5 kg

1 set 0.0.661.72

Tray 1500 ESD A

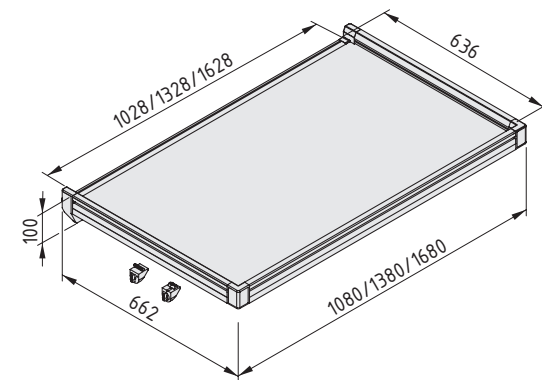

Preassembled, including screws and fastening elements
Usable dimensions 1328x610 mm
Load-carrying capacity 200 kg
m = 12.8 kg

1 set 0.0.661.71

Tray 1800 ESD A


Preassembled, including screws and fastening elements
Usable dimensions 1628x610 mm
Load-carrying capacity 200 kg
m = 15.1 kg

1 set 0.0.661.69


Tray 1x180° 1200 ESD A


Preassembled, including screws and fastening elements
Usable dimensions 1028x636 mm
Load-carrying capacity 200 kg
m = 10.5 kg

1 set 0.0.667.09

Tray 1x180° 1500 ESD A

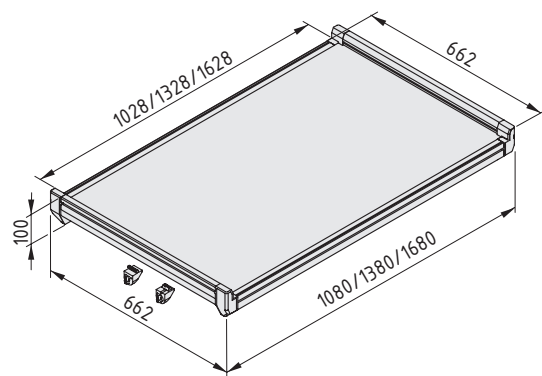

Preassembled, including screws and fastening elements
Usable dimensions 1328x636 mm
Load-carrying capacity 200 kg
m = 12.7 kg

1 set 0.0.667.11

Tray 1x180° 1800 ESD A


Preassembled, including screws and fastening elements
Usable dimensions 1628x636 mm
Load-carrying capacity 200 kg
m = 14.9 kg

1 set 0.0.667.13


Tray 2x180° 1200 ESD A


Preassembled, including screws and fastening elements
Usable dimensions 1028x662 mm
Load-carrying capacity 200 kg
m = 10.4 kg

1 set 0.0.667.10

Tray 2x180° 1500 ESD A


Preassembled, including screws and fastening elements
Usable dimensions 1328x662 mm
Load-carrying capacity 200 kg
m = 12.6 kg

1 set 0.0.667.12

Tray 2x180° 1800 ESD A


Preassembled, including screws and fastening elements
Usable dimensions 1628x662 mm
Load-carrying capacity 200 kg
m = 14.8 kg

1 set 0.0.667.14



Divider and Guide Profile 32x12 Divider and Guide Profile 32x12, Connection Sets Divider 600

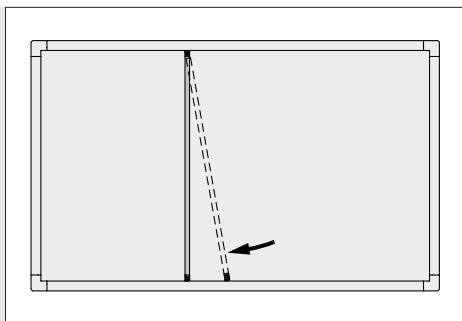
- Simplified material picking
- Easy width adjustment
- Fits the item ergologic® Trays

ergologic®

The perfect addition to full-width Trays 8 ESD A! The narrow and stable ribs ensure that semi-open fronted boxes, etc. are properly organised and lined up in the correct picking positions. When a work bench is reconfigured, the material picking system can be adapted in a few simple steps.

Divider and Guide Profile 32x12 and the relevant Connection Set are used to build dividing ribs in custom lengths. Please note that the Connection Sets are intended for use with different types of Tray edging (all-round raised edge, one dropped edge or two dropped edges).

Divider 600 is available as complete sets to suit the 600 mm standard depth of Tray 8 ESD A. Designed for use with the three different Tray variants available in item ergologic®, the appropriate Dividers perfectly complement the ergonomic fusion of intralogistics and manual assembly processes.

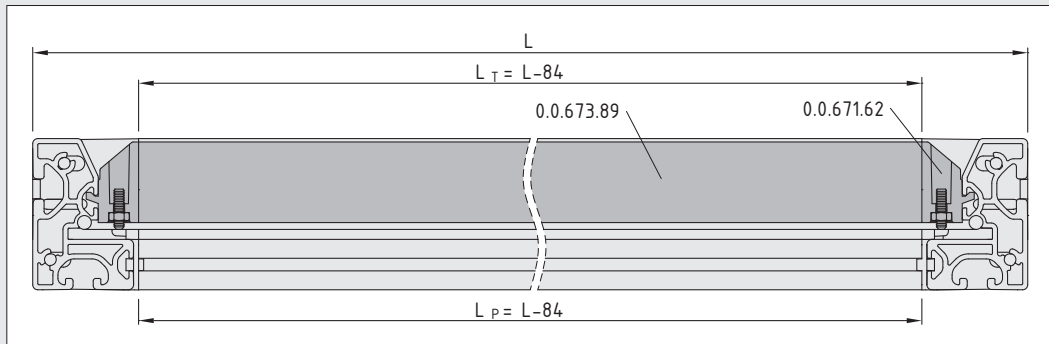


When fitted to Trays with an all-round raised edge, the Dividers are pivoted into place from the side.

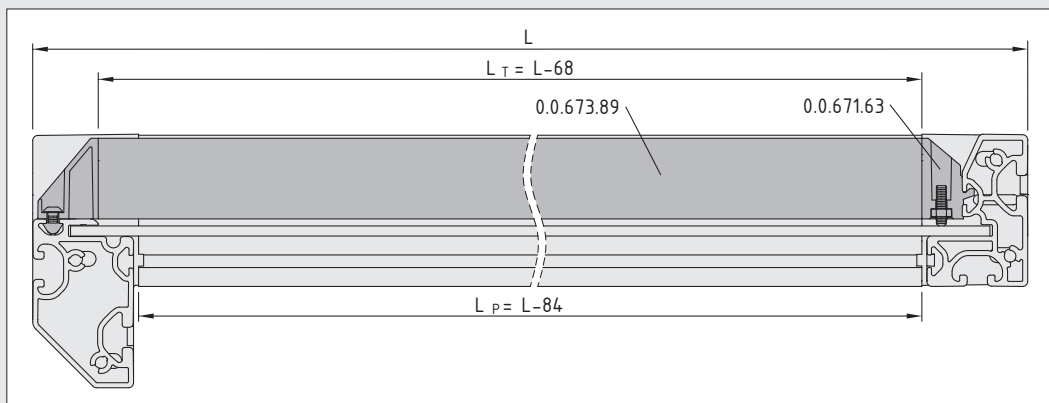
The Divider and Guide Profile and the relevant Connection Set are used to build dividing ribs in custom lengths.

L_T = Length of Divider and Guide Profile

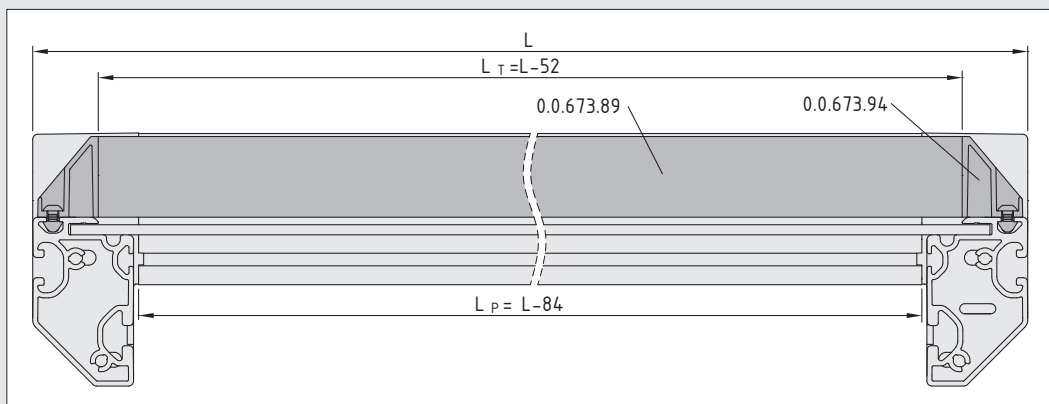
L_P = Length of profile



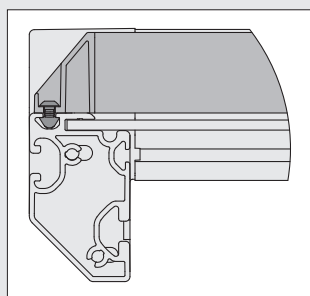
Divider



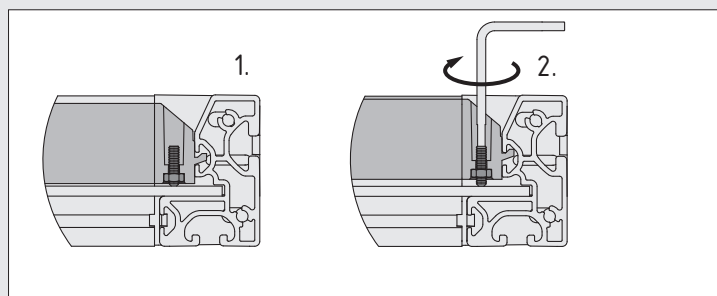
Divider 1x180°



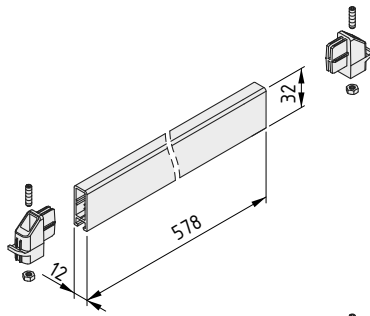
Divider 2x180°



When using Trays with a dropped edge, Divider and Guide Profile 32x12, Connection Set 180° is fastened to the Frame Profile 8 60x40 using the T-Slot Nut included in the scope of supply.



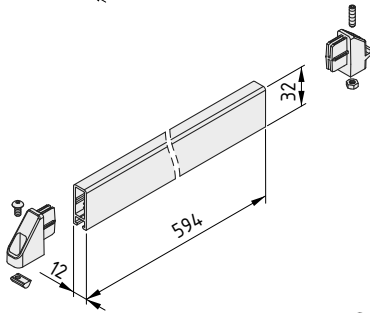
When the grub screw is tightened, the Connection Set hooks into the groove on the raised edge because the divider is pushed up slightly.



Divider 600

Divider and Guide Profile 32x12, Al
 Divider and Guide Profile 32x12, Connection Set
 m = 244.0 g

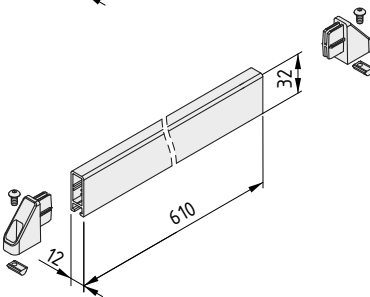
1 set	0.0.676.37
-------	------------



Divider 600 1x180°

Divider and Guide Profile 32x12, Al
 Divider and Guide Profile 32x12, Connection Set 1x180°
 m = 250.0 g

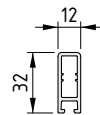
1 set	0.0.676.36
-------	------------



Divider 600 2x180°

Divider and Guide Profile 32x12, Al
 Divider and Guide Profile 32x12, Connection Set 2x180°
 m = 268.0 g

1 set	0.0.676.35
-------	------------

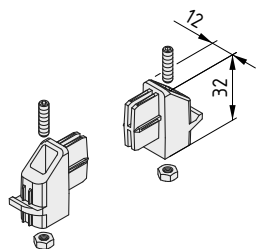


Divider and Guide Profile 32x12

Al, anodized
 m = 420 g/m

natural, cut-off max. 6000 mm	0.0.673.89
-------------------------------	------------

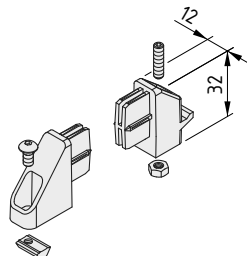
natural, 1 pce., length 6000 mm	0.0.671.64
---------------------------------	------------



Divider and Guide Profile 32x12, Connection Set

2 Divider and Guide Profile 32x12 fasteners 0°, PA-GF, grey similar to RAL 7042
 Fastening elements
 m = 16.0 g

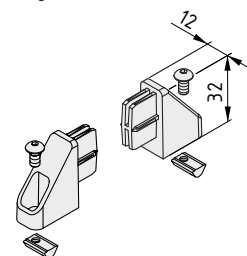
1 set	0.0.671.62
-------	------------



Divider and Guide Profile 32x12, Connection Set 1x180°

Divider and Guide Profile 32x12 fastener 180°, PA-GF, grey similar to RAL 7042
 Divider and Guide Profile 32x12 fastener 0°, PA-GF, grey similar to RAL 7042
 Fastening elements
 m = 17.0 g

1 set	0.0.671.63
-------	------------



Divider and Guide Profile 32x12, Connection Set 2x180°

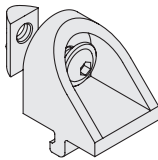
2 Divider and Guide Profile 32x12 fasteners 180°, PA-GF, grey similar to RAL 7042
 Fastening elements
 m = 17.0 g

1 set	0.0.673.94
-------	------------

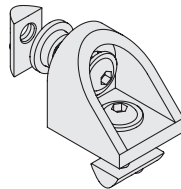
The item Work Bench System includes a range elements that can be used to label the Trays – to ensure systems are arranged ergonomically and workflows run smoothly.

Fixing and labelling options

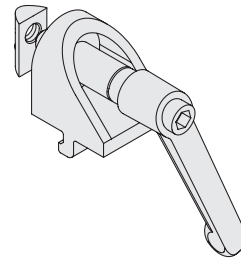
Angle Clamp Bracket 8
0.0.457.77



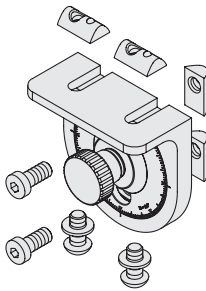
Angle Hinge Bracket 8
0.0.457.76



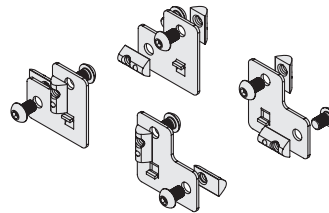
Angle Clamp Bracket 8
with Clamp Lever
0.0.457.78



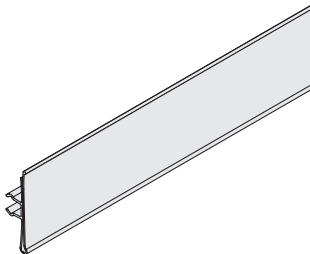
Angle Locking Bracket 8 80x40
0.0.615.59



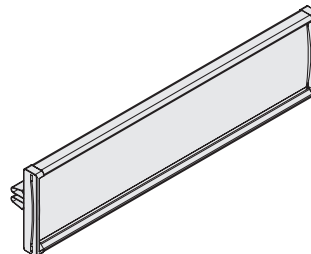
Mobile Shelf Support 8
0.0.642.79



Label Profile 8 40 E-160
0.0.654.59



Label Holder 8 160x40
0.0.488.70





Components for Trays

- For large picking/supply shelves
- Trays with load-carrying capacities up to 200 kg
- Raised or dropped edge



Frame Profiles are used as a basis for strong Trays and large picking/supply shelves. Various designs can be created depending on which Profiles and fasteners are combined. The edge can be dropped on one or two sides to make restocking operations easier and/or to create a defined lip at the removal side.

Tray Stop Profile (0.0.664.34) is used as a rebate for semi-open fronted boxes and Euro-format containers. The containers stick out over the profile so that parts can be seamlessly transferred to the sorting zone comprising Grab Plate Profiles (0.0.664.17) or Grab Containers 8 105x130 (0.0.664.35).

Due to their high profile section and the option of adding reinforcement under the surface, Trays ESD A can accommodate large loads of up to 200 kg. The all-round Line 8 groove opens up universal application options for constructions built using the MB Building Kit System.

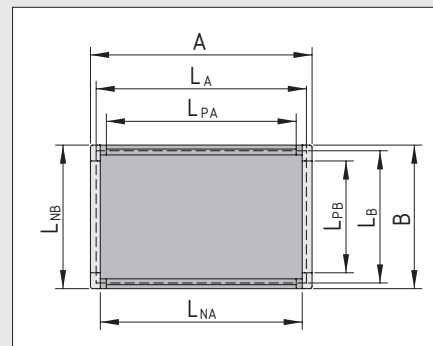
Due to their space-saving characteristics, the components for Trays 8 40x20 are ideal for use with smaller Trays and material supply and picking systems.

Note:

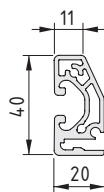
When ordering, please note the difference between Frame Profile 8 60x40 (edge at top) and Frame Profile 8 60x40 180° for implementing dropped edges. Either Corner-Fastening Set Frame 8 60x40 or Corner-Fastening Set Frame 8 60x40 180° should be selected depending on which design is required. item also supplies preassembled Trays in standard sizes and a range of designs.



Tray 2x180° ESD A


$$L_{NA} / L_{NB} = \text{Usable surface}$$

	Frame Profile 8 40x20				Frame Profile 8 60x40		
	Tray ESD A		Tray ESD A 1x180°	Tray ESD A 2x180°	Tray ESD A	Tray ESD A 1x180°	Tray ESD A 2x180°
s [mm]	2 - 3.2	3.2 - 4	4	4	4	4	4
L _A [mm]	A - 10	A - 26	A - 26	A - 26	A - 30	A - 30	A - 30
L _B [mm]	B - 10	B - 26	B - 26	B - 26	B - 30	B - 30	B - 30
L _{PA} [mm]	A - 44	A - 44	A - 44	A - 44	A - 84	A - 84	A - 84
L _{PB} [mm]	B - 44	B - 44	B - 44	B - 44	B - 84	B - 84	B - 84
L _{NA} [mm]	A - 40	A - 40	A - 40	A - 40	A - 52	A - 52	A - 52
L _{NB} [mm]	B - 40	B - 40	B - 20	B	B - 52	B - 26	B
Load-carrying capacity [kg]	40	40	40	40	200	200	200

**Frame Profile 8 40x20**

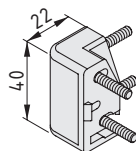
Al, anodized
m = 880 g/m

natural, cut-off max. 6000 mm

0.0.616.95

natural, 1 pce., length 6000 mm

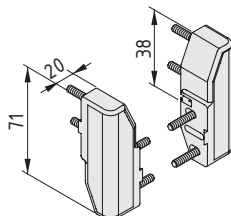
0.0.616.93

**Corner-Fastening Set Frame 8 40x20**

Corner fastener, die-cast zinc, RAL 9006 white aluminium
4 Hexagon Socket Head Cap Screws M4x20, self-tapping, St, bright zinc-plated
Cap, PA-GF, grey
m = 54.0 g

1 set

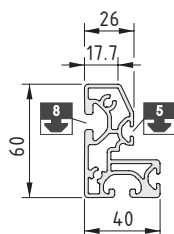
0.0.618.61

**Corner-Fastening Set Frame 8 40x20 180°**

2 Corner Fasteners die-cast Al, RAL 9006 white aluminium
8 Hexagon Socket Head Cap Screws self-tapping M4x20, St, bright zinc-plated
2 Caps, PA-GF, grey
m = 81.0 g

1 set

0.0.662.61

**Frame Profile 8 60x40**

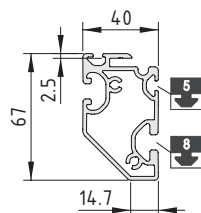
Al, anodized
m = 1.78 kg/m

natural, cut-off max. 6000 mm

0.0.656.34

natural, 1 pce., length 6000 mm

0.0.656.33

**Frame Profile 8 60x40 180°**

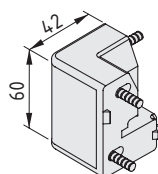
Al, anodized
m = 1.80 kg/m

natural, cut-off max. 6000 mm

0.0.663.38

natural, 1 pce., length 6000 mm

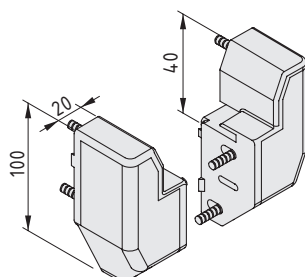
0.0.663.37

**Corner-Fastening Set Frame 8 60x40**

Corner Fastener die-cast Al, RAL 9006 white aluminium
4 Hexagon Socket Head Cap Screws self-tapping M5x20, St, bright zinc-plated
Cap, PA-GF, grey
m = 118.0 g

1 set

0.0.656.37

**Corner-Fastening Set Frame 8 60x40 180°**

2 Corner Fasteners die-cast Al, RAL 9006 white aluminium
8 Hexagon Socket Head Cap Screws DIN 7984-M5x20, self-tapping, St, bright zinc-plated
Cap, PA-GF, grey
m = 266.0 g

1 set

0.0.662.99

**Retaining Cord D6**

NBR
m = 10 g/m

grey, cut-off max. 20 m

0.0.622.12

grey, 1 roll length 20 m

0.0.621.77



Tray Stop Profile 8 50x10

- Secure hold for standard containers
- Easy to install



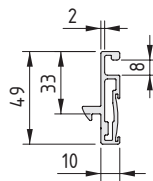
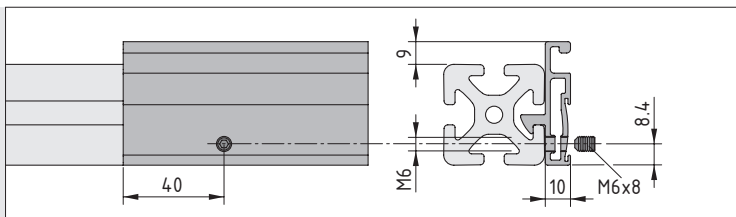
ergologic®

Tray Stop Profile 8 50x10 is simply hung on a Line 8 groove and thus creates a defined barrier. This ensures containers are held securely in place. Semi-open fronted boxes and crates with stacking edges jut out far enough to create a seamless transition for transferring small materials into the sorting zone. The direct removal of small parts is also ergonomically enhanced.

The comprehensive labelling system helps ensure that various containers and storage areas can be quickly and clearly identified.

The titanium passivated version keeps ESD-sensitive components safe.

Note: Tray Stop Profile 8 50x10 is fixed in place with grub screws for added security.



Tray Stop Profile 8 50x10



Al, anodized
m = 776 g/m

natural, cut-off max. 6000 mm

0.0.664.34

natural, 1 pce., length 6000 mm

0.0.664.31

Tray Stop Profile 8 50x10 ESD



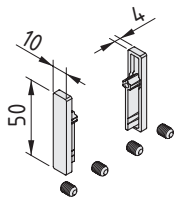
Al, passivated Ti
m = 767 g/m

natural, cut-off max. 6000 mm

0.0.664.87

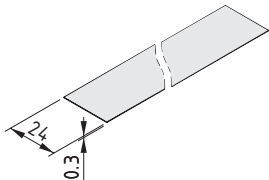
natural, 1 pce., length 6000 mm

0.0.664.85



Tray Stop Profile 8 50x10 Assembly Set	
2 Caps, PA-GF 4 grub screws DIN 916-M6x8, St, bright zinc-plated m = 10.0 g	
grey similar to RAL 7042, 1 set	0.0.664.76

Tray Stop Profile 8 50x10 Assembly Set ESD	
2 Caps, PA-GF 4 grub screws DIN 916-M6x8, St, bright zinc-plated m = 8.0 g	
black similar to RAL 9005, 1 set	0.0.665.65



Label Protection Strip 8 24	
PVC m = 10 g/m	
transparent, 1 pce., length 1400 mm	0.0.667.59



Grab Plate Profile 8 140x50

- Continuous sorting shelf
- Easily adapted to transport containers in different widths
- Ergonomically optimised picking



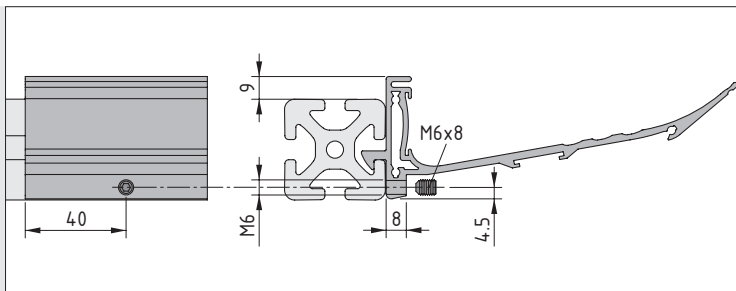
ergologic®

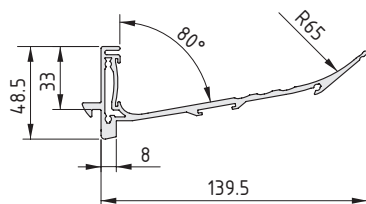
Installed in one easy move, Grab Plate Profile 8 140x50 creates a large sorting shelf that can be divided up as required. This makes it easier to pick lots of different small parts from semi-open fronted boxes.

The ribbed structure and ergonomically optimised removal edge speed up every picking action. Freely positionable Dividers can be used to split up the sorting shelf in line with the containers arranged above it. The current arrangement can also be altered in just a few seconds to suit a product changeover.

The Grab Plate Profile is slotted into a horizontal Line 8 groove and automatically forms a raised edge that sits under the overhang on semi-open fronted boxes and Euro-format crates so that the Grab Plate Profile can be loaded accurately, easily and quickly. The integrated labelling strip for labels that are 24 mm in height helps users keep a clear overview.

To protect electronic components, the Grab Plate Profile is also available in an electrostatically dissipative version.



**Grab Plate Profile 8 140x50**

Al, anodized
m = 1.93 kg/m

natural, cut-off max. 6000 mm

0.0.664.17

natural, 1 pce., length 6000 mm

0.0.664.16

Grab Plate Profile 8 140x50 ESD

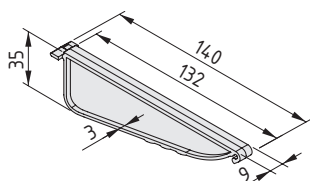
Al, passivated Ti
m = 1.97 kg/m

natural, cut-off max. 6000 mm

0.0.667.08

natural, 1 pce., length 6000 mm

0.0.665.05

**Grab Plate Profile 8 140x50 Divider**

PA-GF
m = 19.0 g

grey similar to RAL 7042, 1 pce.

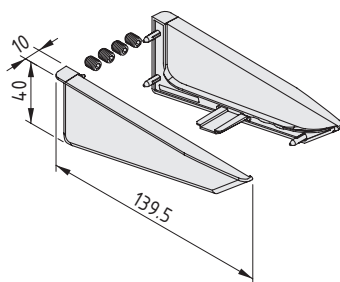
0.0.664.20

Grab Plate Profile 8 140x50 Divider ESD

PA-GF
m = 19.0 g

black similar to RAL 9005, 1 pce.

0.0.664.74

**Grab Plate Profile 8 140x50 Assembly Set**

2 Caps, PA-GF
4 grub screws DIN 916-M6x8, St, bright zinc-plated
m = 42.0 g

grey similar to RAL 7042, 1 set

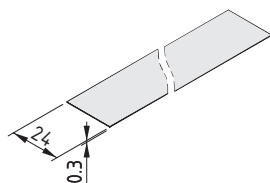
0.0.665.02

Grab Plate Profile 8 140x50 Assembly Set ESD

2 Caps, PA-GF
4 grub screws DIN 916-M6x8, St, bright zinc-plated
m = 40.0 g

black, 1 set

0.0.665.04

**Label Protection Strip 8 24**

PVC
m = 10 g/m

transparent, 1 pce., length 1400 mm

0.0.667.59

Supply Profile 8 180x50

- Holds crates with shallow edge
- Simple labelling system



ergologic®

Supply Profile 8 180x50 is simply slotted into a horizontal Line 8 groove. As a result, it is a user-friendly way to install a storage surface for accessing material containers directly. When two Supply Profiles are mounted side-by-side on a Profile 8 40x40 they produce a storage surface for Euro-format containers (400 mm) with an all-round edge.

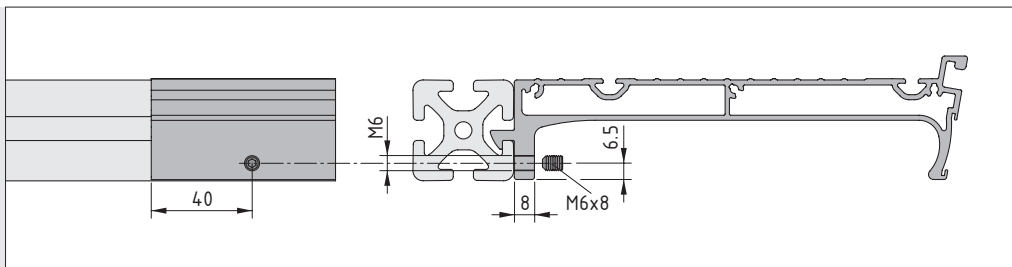
When fitted with Grab Containers 8 105x130, they offer an additional removal area directly in front of the containers.

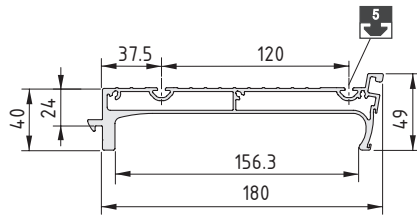
The bottom edge of the operator's side is shaped as a recessed grip to make it easier to ergonomically position the profile when it is mounted on a Pivot Arm. The edge facing the operator is designed to hold labelling cards so that storage areas, containers and Grab Containers can be clearly identified.

To ensure ESD-safety, the profile is also available in a passivated titanium design.

Note:

Supply Profile 8 180x50 is fixed in place securely with grub screws.





Supply Profile 8 180x50



Al, anodized
m = 3.56 kg/m

natural, cut-off max. 6000 mm

0.0.664.51

natural, 1 pce., length 6000 mm

0.0.664.41

Supply Profile 8 180x50 ESD



Al, passivated Ti
m = 3.52 kg/m

natural, cut-off max. 6000 mm

0.0.665.52

natural, 1 pce., length 6000 mm

0.0.664.75

Supply Profile 8 180x50 Assembly Set

2 Caps St, white aluminium

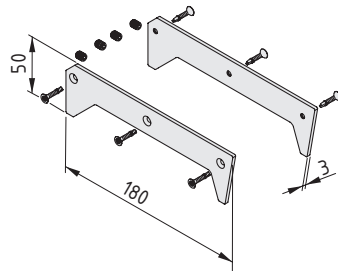
6 Countersunk Screws self-tapping 3.9x16 TX20, St, bright zinc-plated

4 grub screws DIN916-M6x8, St, bright zinc-plated

m = 252.0 g

white aluminium, similar to RAL 9006, 1 set

0.0.664.70



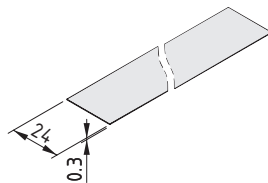
Label Protection Strip 8 24

PVC

m = 10 g/m

transparent, 1 pce., length 1400 mm

0.0.667.59



Key with T-Handle TX20

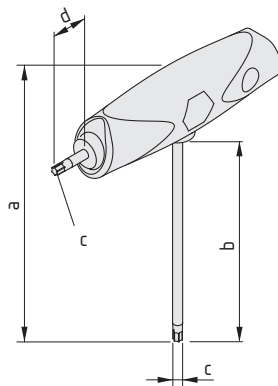
Wrench, chrome vanadium steel, matt chrome-plated

Plastic grip, TPE

a = 132 mm b = 100 mm c = TX20 mm d = 17 mm m = 63.6 g

1 pce.

0.0.664.77





Grab Container 8 105x130

- Ergonomic reaching and simple sorting for small parts
- Easily installed and removed and can be positioned anywhere on the table top
- Available in six colours



ergologic®

ergologic® Grab Containers 8 105x130 support rapid material supply and ergonomics at the work bench thanks to simple sorting, easy access and perfect positioning in the ideal handling area. Located in front of semi-open fronted boxes or crates with stacking edges, they create a convenient sorting area. Thanks to the optimised shape of the removal edge and the ergonomic design of the container bottom, it is much easier for operators to separate out and pick very small parts.

Due to an integrated mounting system, Grab Containers can be easily installed on, and removed from, any Tray Stop Profile 8 50x10 (0.0.664.34), Supply Profile 8 180x50 (0.0.664.51) or horizontal Line 8 groove.

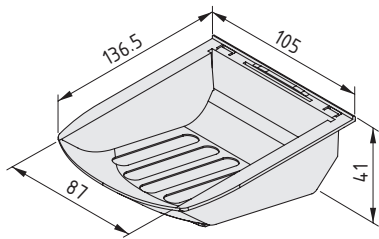
They can be removed if necessary and – when fitted with non-slip Buffers D11x5 sa – positioned in even closer reach on the working surface.

There is also an ESD-safe version for use in areas where such functionality is required.

The clearly visible labelling field ensures personnel can quickly and clearly identify contents.

Compared to conventional methods that involve unnecessary movements and thus waste time, this picking concept demonstrably improves cycle times and therefore productivity.





Grab Container 8 105x130



PA-GF

m = 71.0 g

grey similar to RAL 7042, 1 pce.	0.0.664.35
blue similar to RAL 5017, 1 pce.	0.0.669.43
yellow, similar to RAL 1023, 1 pce.	0.0.669.41
green similar to RAL 6024, 1 pce.	0.0.669.42
red similar to RAL 3020, 1 pce.	0.0.669.40

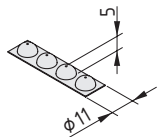
Grab Container 8 105x130 ESD



PA-GF

m = 68.0 g

black similar to RAL 9005, 1 pce.	0.0.664.40
-----------------------------------	------------



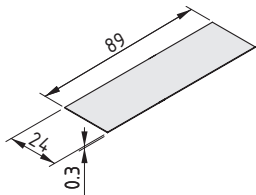
Buffer D11x5 sk

PU

4 Buffers D11x5 self-adhesive

m = 2.0 g

1 set	0.0.667.78
-------	------------



Label Protection Strip 8 24 89mm

PVC

m = 10 g/m

transparent, 1 pce., length 89 mm	0.0.667.61
-----------------------------------	------------



Parts Containers 80, 120, 160

- Open-top container with integrated picking tray
- Lid for dust-tight closure and stacking the Containers
- Can be installed in various angles

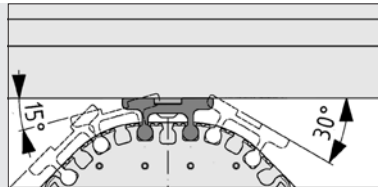
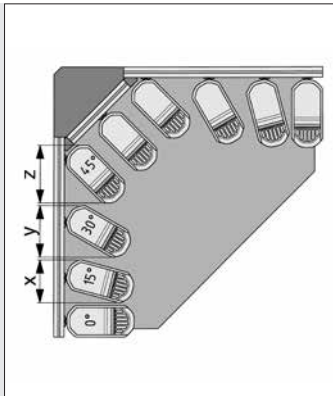


Available in various widths (80, 120 and 160 mm) and heights (40 and 80 mm), Parts Containers make it easier to store and pick small parts at work benches.

The stackable Parts Containers are divided into two sections: a storage container at the rear and a picking tray at the front, with a sloping divider in between so that small parts can be easily transferred to the tray.

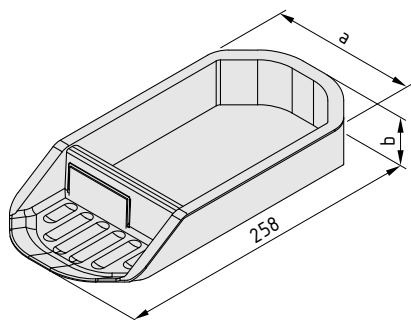
Parts Container Covers can be used to seal the containers for transport and to keep out dust.

Parts Container Fasteners are used to secure the Containers to profiles with a Line 8 groove. The angle between the Container and profile can be adjusted in 15° increments to support natural movement sequences.



Parts Container Width	$\alpha = 15^\circ$ x [mm]	$\alpha = 30^\circ$ y [mm]	$\alpha = 45^\circ$ z [mm]
80	130	174	208
120	164	198	222
160	202	233	250

Parts Containers can be mounted in 15° increments on Parts Container Fasteners fitted to profiles or other components (Ø 7 mm for M6). This helps make optimum use of the handling area and ensures supplied parts can be changed over quickly.



The following applies to all the products below:

PA-GF

Window, PC, transparent / black

Labelling Card

Parts Container 80x40

a = 80 mm b = 40 mm m = 152.0 g

black, 1 pce. 0.0.432.73

Parts Container 80x40 antistatic



a = 80 mm b = 40 mm m = 152.0 g

black, 1 pce. 0.0.432.76

Parts Container 120x40

a = 120 mm b = 40 mm m = 200.0 g

black, 1 pce. 0.0.432.74

Parts Container 120x40 antistatic



a = 120 mm b = 40 mm m = 200.0 g

black, 1 pce. 0.0.432.77

Parts Container 160x80

a = 160 mm b = 80 mm m = 400.0 g

black, 1 pce. 0.0.432.75

Parts Container 160x80 antistatic

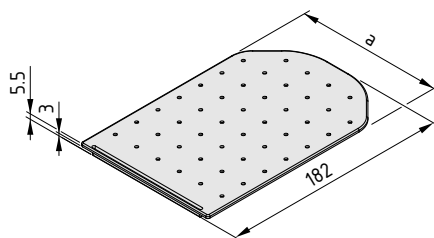


a = 160 mm b = 80 mm m = 400.0 g

black, 1 pce. 0.0.432.78

Materials used in all the following products:

PA-GF



Parts Container Cover 80

a = 80 mm m = 51.0 g

black, 1 pce. 0.0.429.16

Parts Container Cover 80 antistatic



a = 80 mm m = 51.0 g

black, 1 pce. 0.0.432.29

Parts Container Cover 120

a = 120 mm m = 82.0 g

black, 1 pce. 0.0.429.18

Parts Container Cover 120 antistatic



a = 120 mm m = 82.0 g

black, 1 pce. 0.0.432.26

Parts Container Cover 160

a = 160 mm m = 109.0 g

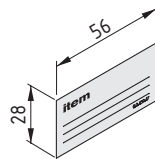
black, 1 pce. 0.0.429.20

Parts Container Cover 160 antistatic



a = 160 mm m = 109.0 g

black, 1 pce. 0.0.432.31

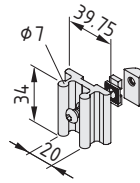


Labelling Cards for Parts Containers

Card
200 g/m²

white, 1 pce.

0.0.432.47



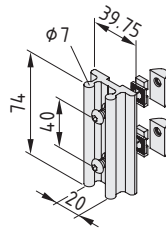
Parts Container Fastener 40



Parts Container Fastener 40, Al
1 Button-Head Screw ISO 7380-M6x16, St, bright zinc-plated
1 T-Slot Nut 8 St M6, bright zinc-plated
1 anti-torsion block, die-cast zinc, bright zinc-plated
m = 42.0 g

1 set

0.0.432.07



Parts Container Fastener 80



Parts Container Fastener 80, Al
2 Button-Head Screws ISO 7380-M6x16, St, bright zinc-plated
2 T-Slot Nuts 8 St M6, bright zinc-plated
2 anti-torsion blocks, die-cast zinc, bright zinc-plated
m = 90.0 g

1 set

0.0.432.54



Pivot Arms 8

- For light and heavy loads
- For keeping frequently used equipment in the handling area
- Double Pivot Arm for added reach



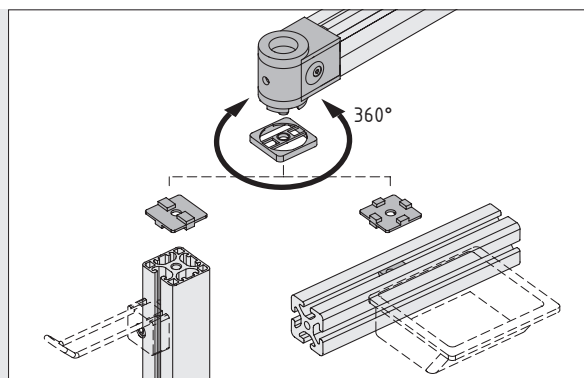
item Pivot Arms put tools and work materials within the easiest possible reach of users. They thus help to boost ergonomics and organisation.

Precise Friction Joints hold the item Pivot Arms in place during use, but ensure it takes only a little force to reconfigure their position. Frictional moment can be individually adjusted on all joints, which allows users to tailor the manoeuvrability of the Pivot Arm to their needs.

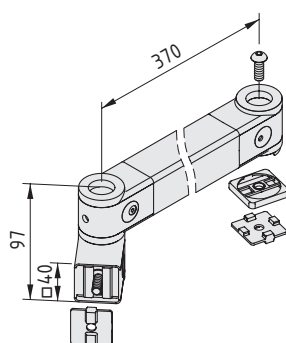
Double Pivot Arms can be used, for example, to position containers holding small parts over the working surface at an angle that suits the user's specific requirements. The Double Pivot Arms also have a wider working radius.

Pivot Arms with a higher load-carrying capacity of up to 400 N are available for working with heavy loads.

Note: The Friction Joints are also available as individual components for building Pivot Arms in custom lengths.



The connection can be made with either a horizontal or vertical profile groove. An end-face connection with Profiles is also possible. All the joints can be rotated through 360° and their frictional moment can be adjusted.



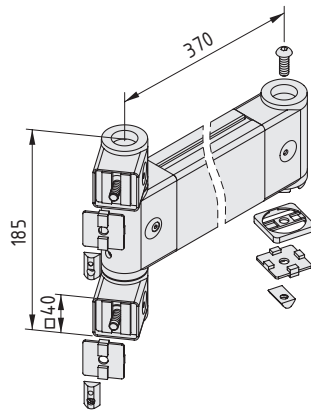
Pivot Arm 8 370 light

Profile 8 40x40 3N light
End Swivel Joint
Standard Swivel Joint
Connecting cover, PA, grey
2 Connecting Plates, Al, natural
Button-Head Screw M8x22, St, bright zinc-plated
Notes on Use and Installation
 $F_{max} = 120 \text{ N}$
 $m = 1.4 \text{ kg}$

1 pce.

0.0.631.17

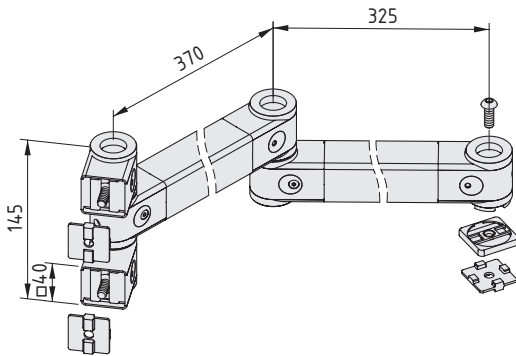


**Pivot Arm 8 80 370 heavy-duty**

Profile 8 80x40 4N 180 E
 End Swivel Joint 80
 Double Swivel Joint 80
 Connecting cover, PA, grey
 3 Connecting Plates, Al, natural
 3 Button-Head Screws M8x22, St, bright zinc-plated
 3 T-Slot Nuts 8 St M8, bright zinc-plated
 Notes on Use and Installation
 $F_{max.} = 400 \text{ N}$
 $m = 2.2 \text{ kg}$

1 set

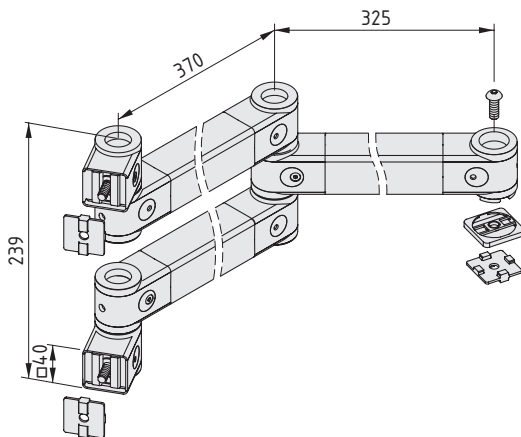
0.0.651.25

**Double Pivot Arm 8 695**

Profiles 8 40x40 3N light
 End Swivel Joint
 Standard Swivel Joint
 Double Swivel Joint
 Connecting cover, PA, grey
 3 Connecting Plates, Al, natural
 Button-Head Screw M8x22, St, bright zinc-plated
 Notes on Use and Installation
 $F_{max.} = 80 \text{ N}$
 $m = 2.7 \text{ kg}$

1 pce.

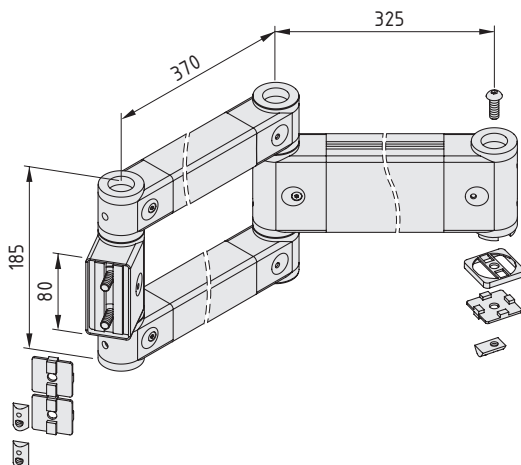
0.0.631.19

**Double Pivot Arm 8 695 heavy-duty**

Profiles 8 40x40 3N light
 End Swivel Joint
 2 Standard Swivel Joints
 Double Swivel Joint
 Connecting cover, PA, grey
 3 Connecting Plates, Al, natural
 Button-Head Screw M8x22, St, bright zinc-plated
 Notes on Use and Installation
 $F_{max.} = 140 \text{ N}$
 $m = 3.7 \text{ kg}$

1 pce.

0.0.631.20

**Double Pivot Arm 8 80 695 heavy-duty**

Profile 8 80x40 4N 180 E
 2 Profiles 8 40x40 3N light
 End Swivel Joint 80
 2 Double Swivel Joints 80
 Connecting cover, PA, grey
 3 Connecting Plates, Al, natural
 3 Button-Head Screws M8x22, St, bright zinc-plated
 3 T-Slot Nuts 8 St M8, bright zinc-plated
 Notes on Use and Installation
 $F_{max.} = 250 \text{ N}$
 $m = 4.2 \text{ kg}$

1 set

0.0.651.33



Tray Pivot Arm 8 80-370
Tray Double Pivot Arm 8 80-695

- Tilting Tray with all-round edging
- Practical storage for tools, workpieces, etc.

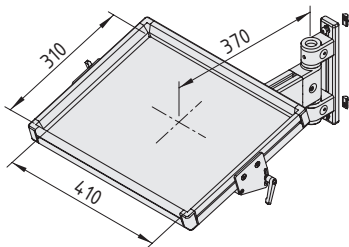
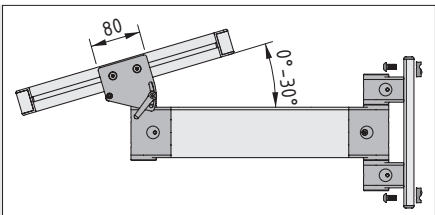


The Tray Pivot Arm allows users to perfectly position a versatile storage surface for crates, workpieces or tools.

Due to its three axes, Tray Double Pivot Arm 8 80-695 has a wide radius of action and can be positioned with great flexibility. Maximum load-carrying capacity is 25 kg.

Tray Pivot Arm 8 80-370 can carry a total load weighing up to as much as 40 kg.

The all-round edging made of aluminium profile provides a secure hold, even when the tray (usable surface: 410x310 mm) is tilted using the series-standard angle adjustment mechanism. Contents are always in easy view and can be picked and returned to the highest ergonomic standards.

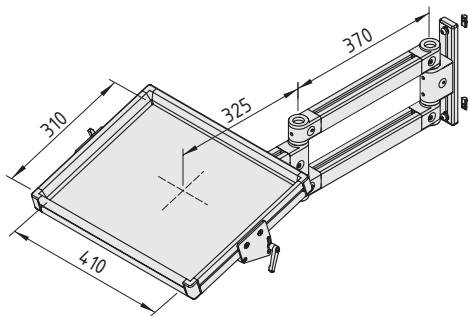


Tray Pivot Arm 8 80-370



Pivot Arm 8 80-370 with height-adjustment mechanism
Tray 4x3 ESD
m = 5.1 kg

1 set 0.0.663.15



Tray Double Pivot Arm 8 80-695



Pivot Arm 8 80-695 with height-adjustment mechanism
Tray 4x3 ESD
m = 7.0 kg

1 set 0.0.663.13



Container Pivot Arm 8 80-370 Container Double Pivot Arm 8 80-695

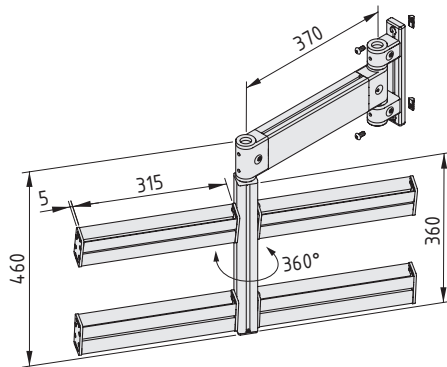
- Four tilting container supports
- Perfect positioning for semi-open fronted boxes and containers



Employees who work with screws, nuts and other small parts will find the item Container Pivot Arm the perfect helping hand. Parts Containers and semi-open fronted boxes can be securely hung on the arm's four support profiles and work materials can be changed with ease. Because the support profiles feature ribs in different thicknesses, the Pivot Arm is compatible with semi-open fronted boxes from a range of manufacturers.

Friction-adjustable joints and the tilting function on the four support profiles ensures that containers can be perfectly positioned to suit the operator's reach. The Container Double Pivot Arm 8 80 695 can handle a total load of 25 kg. Thanks to its three joint axes, the Pivot Arm can be positioned at the ideal distance from the user and at the perfect angle.

Container Pivot Arm 8 80-370 features two joints, which makes it more robust and means it can carry a weight of 40 kg. The four support profiles of the Container Pivot Arm are height adjustable for compatibility with a range of container sizes.

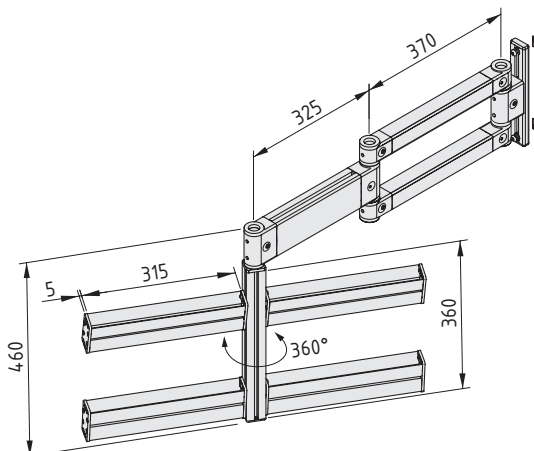


Container Pivot Arm 8 80-370



Pivot Arm 8 80-370 with height-adjustment mechanism
4 Container Profiles 8 80x40 315 mm, Al, anodized
Profile 8 40x40 light 360 mm, Al, anodized
8 fastening plates, Container Profile 8 80x40
Screws and fastening elements
m = 7.0 kg

1 set	0.0.663.27
-------	------------



Container Double Pivot Arm 8 80-695



Pivot Arm 8 80-695 with height-adjustment mechanism
4 Container Profiles 8 80x40 315 mm, Al, anodized
Profile 8 40x40 light 360 mm, Al, anodized
8 fastening plates, Container Profile 8 80x40
Screws and fastening elements
m = 9.0 kg

1 set	0.0.663.28
-------	------------



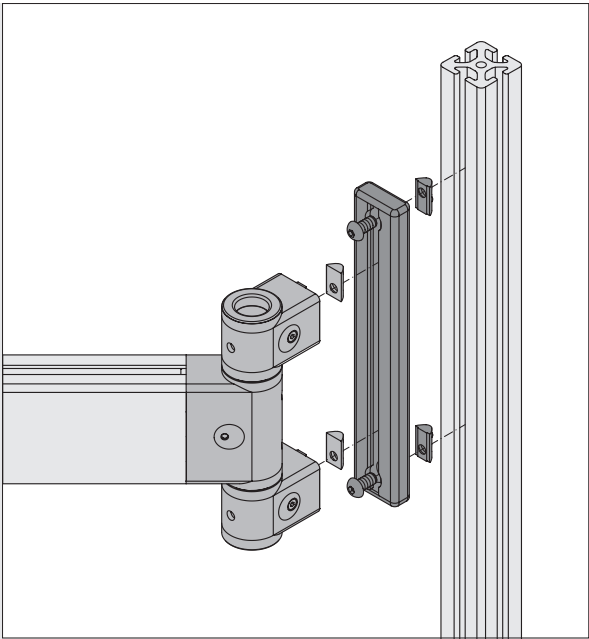
Pivot Arm Height Adjusters 8

- Simple adjustment of vertical position
- No need to remove Pivot Arm



Welcome to the third dimension. These Height Adjusters make the Pivot Arms from item even more versatile. Working height can be adjusted with ease, which is extremely useful when changing working positions or processing workpieces and products of various sizes.

The work bench can also be more effectively adapted to suit the physical characteristics of different personnel.



Pivot Arm Height Adjuster 8 150	
Pivot Arm 8 370 light	0.0.631.17
Keyboard Arm	0.0.649.43
Monitor Arm	0.0.649.44
Pivot Arm Height Adjuster 8 240	
Double Pivot Arm 8 695	0.0.631.19
Pivot Arm 8 80-370 heavy-duty	0.0.651.25
Double Pivot Arm 8 80-695 heavy-duty	0.0.651.33
Pivot Arm Height Adjuster 8 290	
Double Pivot Arm 8 695 heavy-duty	0.0.631.20

The following applies to all the products below:

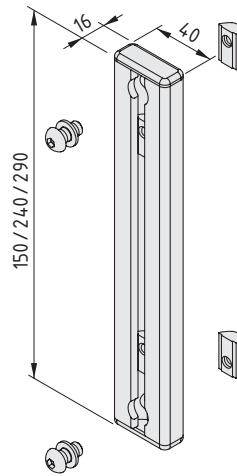
Profile 8 40x16

2 Button-Head Screws M8x16, St, bright zinc-plated

2 Caps 8 40x16, PA-GF, grey

2 Washers DIN 433 8.4, St, bright zinc-plated

2 T-Slot Nuts V 8 St M8, bright zinc-plated



Pivot Arm Height Adjuster 8 150



m = 215.0 g

1 set

0.0.631.51

Pivot Arm Height Adjuster 8 240



m = 293.0 g

1 set

0.0.651.55

Pivot Arm Height Adjuster 8 290



m = 388.0 g

1 set

0.0.651.54



Container Support

- Support for semi-open fronted boxes
- In bench widths up to 1800 mm
- Right-angled or inclined mounting



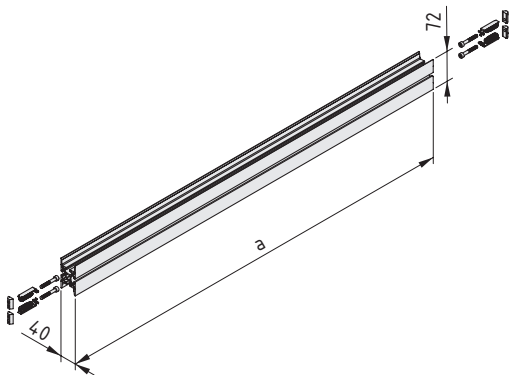
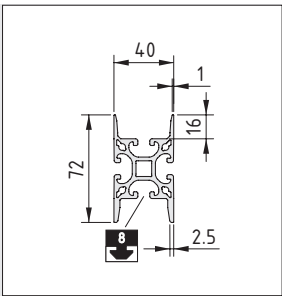
Rank-and-file resupply: The Container Support is the simplest way of fitting parts containers to a preconfigured work bench. The Container Profile can be used to support all standard semi-open fronted boxes with mounting lugs on the rear.

Support ribs in two different thicknesses ensure the system is compatible with semi-open fronted boxes from a number of manufacturers. The Profile 8 groove on the support profile also enables users to attach tools and other accessories.

The ergonomic 7° or 15° inclination of the support makes it easy to remove small parts and keep an overview of the material in the containers. This can, however, reduce the maximum fill volume of the containers.

Several material levels can be set up at a work bench by installing more than one Container Support.

Note: When ordering, please ensure you select the correct version for your table model. Container Support F is designed for use with item Tables F, 2 F, and F 2 F. Container Support E is for use on Tables E, 4 E and 4 E FIFO. You can also choose whether Container Supports should be supplied as angle-adjustable models, i.e. those with a W at the end of the product name (e.g. 1800 W). Models with a fixed, right-angled connection have an F at the end of the product name (e.g. 1800 F).



Container Support E 1200 F



Container Profile 8 80x40, Al, anodized
4 Automatic-Fastening Sets 8
2 Automatic-Fastening Set Caps, PA-GF, grey
a = 1,080 mm m = 2.6 kg

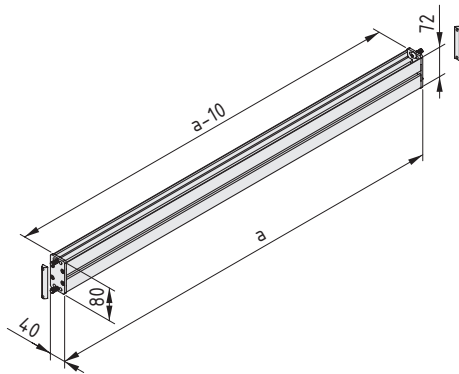
1 set 0.0.650.35

Container Support E 1500 F



Container Profile 8 80x40 1380 mm, Al, anodized
4 Automatic-Fastening Sets 8
2 Automatic-Fastening Set Caps, PA-GF, grey
a = 1,380 mm m = 3.2 kg

1 set 0.0.650.40



Container Support E 1800 F		
Container Profile 8 80x40 1680 mm, Al, anodized 4 Automatic-Fastening Sets 8 2 Automatic-Fastening Set Caps, PA-GF, grey a = 1,680 mm m = 4.0 kg		
1 set		0.0.650.36
Container Support F 1200 F		
Container Profile 8 80x40 1110 mm, Al, anodized 4 Automatic-Fastening Sets 8 2 Automatic-Fastening Set Caps, PA-GF, grey a = 1,110 mm m = 2.7 kg		
1 set		0.0.650.29
Container Support F 1500 F		
Container Profile 8 80x40 1410 mm, Al, anodized 4 Automatic-Fastening Sets 8 2 Automatic-Fastening Set Caps, PA-GF, grey a = 1,410 mm m = 3.3 kg		
1 set		0.0.650.30
Container Support F 1800 F		
Container Profile 8 80x40 1710 mm, Al, anodized 4 Automatic-Fastening Sets 8 2 Automatic-Fastening Set Caps, PA-GF, grey a = 1,710 mm m = 4.0 kg		
1 set		0.0.650.31
Container Support E 1200 W		
Container Profile 8 80x40 1070 mm, Al, anodized Fastening Set for Container Profile 8 80x40 a = 1,080 mm m = 2.7 kg		
1 set		0.0.650.37
Container Support E 1500 W		
Container Profile 8 80x40 1370 mm, Al, anodized Fastening Set for Container Profile 8 80x40 a = 1,380 mm m = 3.4 kg		
1 set		0.0.650.38
Container Support E 1800 W		
Container Profile 8 80x40 1670 mm, Al, anodized Fastening Set for Container Profile 8 80x40 a = 1,680 mm m = 4.0 kg		
1 set		0.0.650.39
Container Support F 1200 W		
Container Profile 8 80x40 1100 mm, Al, anodized Fastening Set for Container Profile 8 80x40 a = 1,110 mm m = 2.8 kg		
1 set		0.0.650.32
Container Support F 1500 W		
Container Profile 8 80x40 1400 mm, Al, anodized Fastening Set for Container Profile 8 80x40 a = 1,410 mm m = 3.5 kg		
1 set		0.0.650.33
Container Support F 1800 W		
Container Profile 8 80x40 1700 mm, Al, anodized Fastening Set for Container Profile 8 80x40 a = 1,710 mm m = 4.2 kg		
1 set		0.0.650.34



Container Profile

- Special mounting geometries for a wide range of semi-open fronted boxes
- Angle-adjustable or symmetrical for installing semi-open fronted boxes on both sides

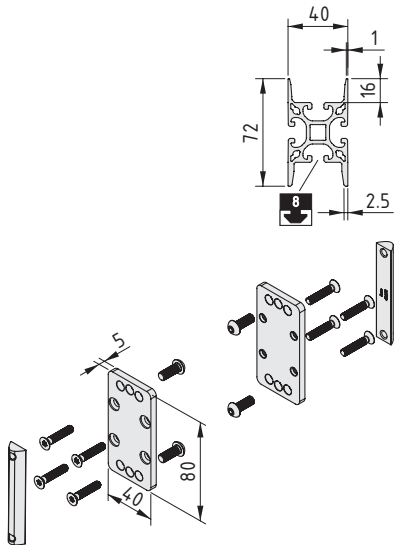
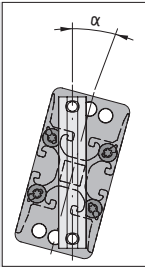


Improved efficiency for manual production: Semi-open fronted boxes with mounting lugs can be hung on the practical Container Profile in no time, meaning they can also be changed over just as fast. Support ribs in two different thicknesses ensure the system is compatible with semi-open fronted boxes from a number of manufacturers. The Line 8 groove also enables users to attach tools and other accessories.

The Fastening Set for Container Profile 8 80x40 allows users to angle containers to support ergonomic picking operations. This is particularly advantageous when working with small parts or containers that are located high up and helps to reduce cycle times.

When installed in a straight vertical alignment, the Container Profile can be used from either side, such as on SystemMobiles L and T. It can also be incorporated into bespoke transport and workshop trolleys.

Angle α can be set to 0°, 7.5° or 15° by selecting suitable fastening holes. This ensures fatigue-free, efficient handling processes.



Container Profile 8 80x40

Al, anodized

A [cm ²]	m [kg/m]	I _x [cm ⁴]	I _y [cm ⁴]	W _x [cm ³]	W _y [cm ³]
8.32	2.25	24.48	16.95	6.54	8.47
natural, cut-off max. 6000 mm					
natural, 1 pce., length 6000 mm					

0.0.643.38

0.0.643.37

Fastening Set for Container Profile 8 80x40

2 fastening plates for Container Profile 8 80x40, St, bright zinc-plated
2 T-Slot Nuts 8 St 2xM6-76, bright zinc-plated
4 Button-Head Screws M6x16, St, bright zinc-plated
8 Countersunk Screws M5x25 DIN7500 TX25, St, bright zinc-plated
m = 327.0 g

1 set 0.0.643.40



Container Mounting 8

- Single fixing for containers that can be moved along the groove
- Secure hold between two Line 8 profiles

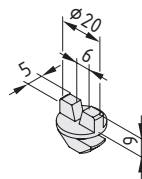
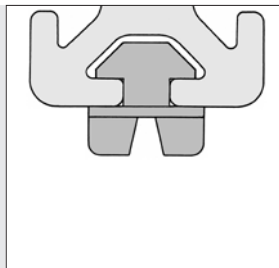
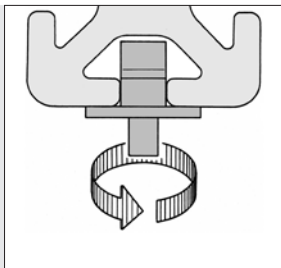


The solution for individual semi-open fronted boxes: Container Mounting 8 is used to fit any container with a wall thickness up to 5 mm between two Line 8 profiles.

The fixing is inserted into the Line 8 groove of the upper profile and twisted to secure it in place where required. The Container Mounting holds boxes in place at their top edge while the lower profile determines the angle of incline.

Any kind of containers with wall thicknesses of up to 5 mm can be mounted between two Profiles 8.

Permissible load: Box weight of 15 kg (when using two Container Mountings).



Container Mounting 8

PA-GF
m = 3.0 g

black, 1 pce.



0.0.026.87

Work bench interlinking.



The modular principles of the item Work Bench System provide the ideal basis for delivering cutting-edge workplace organisation. Individual work benches can be extended to form group work benches and entire production lines. There is no fixed division between benches and systems can be repeatedly reconfigured to suit requirements. This means investments can be utilised over a very long period, ensuring you can maximise your productivity for several years.

Thanks to versatile interlinking elements and roller conveyors from item, it couldn't be easier to adapt and manage the way processes are laid out. Moreover, staff are freed up from having to move goods and materials around unnecessarily, because work benches and conveyor lines are seamlessly integrated to form one continuous workflow.

Work bench interlinking can also be combined with the use of transport trolleys. The section on item SystemMobiles offers transport solutions for a huge range of applications.

Work bench interlinking: Products in this section.



Castor Rail 8 40x40

- Modular Castor Rail with wide range of interchangeable inserts
- Can be extended with railing system

177



Castor Inserts D30

- Easy-running castors for universal use
- Available in flanged and ESD-safe versions

178



Castor Rail 8 40x40, Brake

- Reliably reduces speed
- Simply clip into place

179



Slide Strip Wedge Insert ESD

- Gentle transition for roller elements and Slide Strips
- Easy level changes

180



Slide Strip ESD

- Low-wear plastic strips compatible with Castor Rail 8
- Two-level installation possible

180



Castor Ball Insert

- Gentle goods transport in any direction
- Integrated into Castor Rails or panel elements

181



Brush Insert

- Exceptionally gentle and quiet
- Electrostatically dissipative version for ESD-safe transport

181



Castor Rail Cap

- Safely cover over saw cuts
- Also suitable as stop

183



Railing Support 8/5 100x80

- Side guide for conveyor lines
- Customised railings made from Profiles 5

184



Bracket 8 120x40 flat

- Added support for profile constructions
- Improves load distribution

185



Castor Rail 8 40x40, Transfer Gate

- Holds workpiece carriers still on the roller conveyor
- Enables processing in interlinking segments

186



Roller Conveyors 8 D30

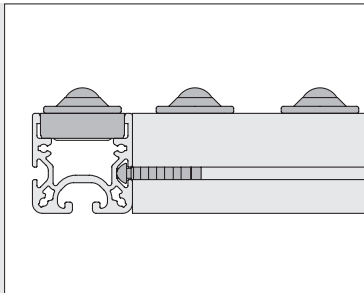
- Huge selection of roller elements and transport inserts
- Castor Balls available for transporting workpiece carriers
- Castor Rails with excellent bending strength and load-carrying capacity
- Line 5 and 8 grooves ensure versatility



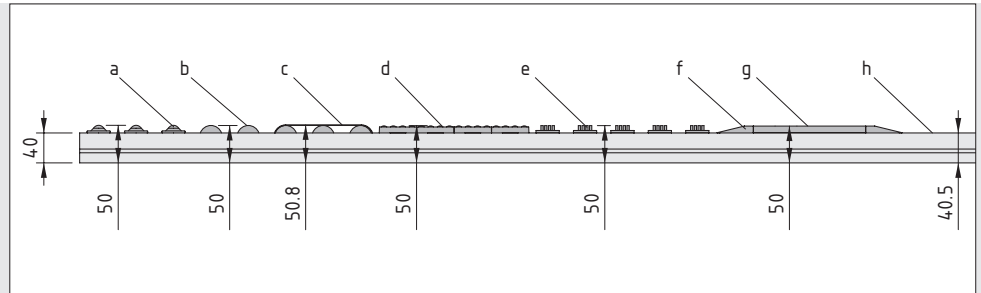
Roller Conveyor 8 D30 is the specialist for tricky transport tasks. It is based on Castor Rail 8 40x40. It can be fitted with Castor, Castor Ball, Roller, Brush and Slide Strip Inserts.

The inserts can also be retrofitted in any combination simply by clipping them into place. This ensures the layout of interlinked workstations and even low-cost automation (Karakuri) applications can be improved and modified at any time.

Ideal for moving workpieces and materials, the inherently stable conveyor sections can be perfectly adapted to suit the goods being moved or the pace of the process using Brakes, Slide Strips and Transfer Gates.

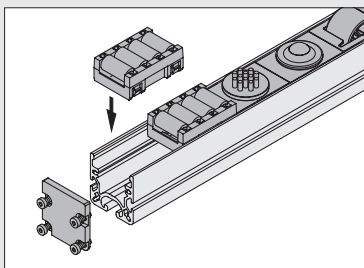


Interlinking two Castor Rails 8 40x40 using fastening elements and Profile 5 and 8 grooves.

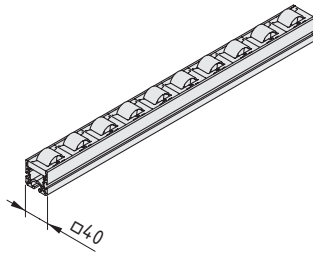


The wide range of inserts available for Castor Rail 8 40x40 make it a true all-rounder:

- a: Castor Ball Inserts ESD
- b: Castor Inserts D30/Castor Inserts D30 with Flanged Wheel, ESD-safety optional
- c: Castor Rail 8 40x40, Brake
- d: Roller Inserts 4xD11
- e: Brush Inserts ESD
- f: Slide Strip Wedge Insert ESD
- g: Castor Rail 8 40x40, Slide Strip ESD – raised installation
- h: Castor Rail 8 40x40, Slide Strip ESD – low installation



Customising Castor Rail 8 40x40 couldn't be easier:
Simply push the inserts into the rail to build your ideal roller conveyor.
Caps secure the ends.



Roller Conveyor 8 D30



Castor Rail 8 40x40, Al, natural anodized
Castor Inserts, black
m = 1.70 kg/m

cut-off max. 6000 mm

0.0.628.40

Roller Conveyor 8 D30 ESD



Castor Rail 8 40x40, Al, natural anodized
Castor Inserts, black
m = 1.70 kg/m

cut-off max. 6000 mm

0.0.628.42

Roller Conveyor 8 D30 with Flanged Wheel



Castor Rail 8 40x40, Al, natural anodized
Castor Inserts with Flanged Wheel, black
m = 1.70 kg/m

cut-off max. 6000 mm

0.0.628.41

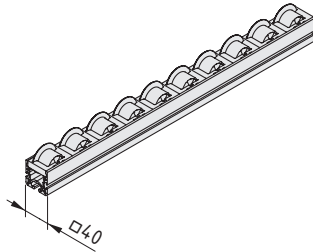
Roller Conveyor 8 D30 ESD with Flanged Wheel



Castor Rail 8 40x40, Al, natural anodized
Castor Inserts with Flanged Wheel, black
m = 1.70 kg/m

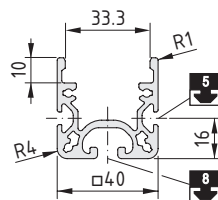
cut-off max. 6000 mm

0.0.628.43



Castor Rail 8 40x40

- For custom configuration with various inserts
- Extremely high bending strength
- Layouts can be subsequently modified with ease



Castor Rail 8 40x40



Al, anodized


A [cm ²]	m [kg/m]	I _x [cm ⁴]	I _y [cm ⁴]	W _x [cm ³]	W _y [cm ³]
4.65	1.28	5.65	9.87	3.86	4.93

natural, cut-off max. 6000 mm

0.0.626.91

natural, 1 pce., length 6000 mm

0.0.618.28



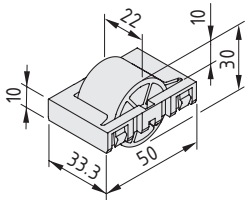
Castor Inserts D30

- Easy-running castors for universal use
- Various colours mark fill levels
- Available in ESD-safe version
- Compatible with Castor Rail 8



The following applies to all the products below:

Castor D30, PA
Housing, PA-GF, black
Axle, St, stainless



Castor Insert D30

m = 18.1 g	
black similar to RAL 9005, 1 set	0.0.620.16
signal red similar to RAL 3001, 1 set	0.0.627.06
signal yellow similar to RAL 1003, 1 set	0.0.627.07
signal green similar to RAL 6032, 1 set	0.0.627.08

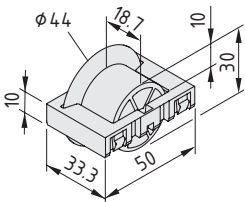
Castor Insert D30 ESD



m = 19.2 g	
black similar to RAL 9005, 1 set	0.0.622.27

The following applies to all the products below:

Castor D30 with flanged wheel, PA
Housing, PA-GF, black
Axles, St, stainless



Castor Insert D30 with Flanged Wheel

m = 19.6 g	
black similar to RAL 9005, 1 set	0.0.620.06
signal red similar to RAL 3001, 1 set	0.0.627.09
signal yellow similar to RAL 1003, 1 set	0.0.627.10
signal green similar to RAL 6032, 1 set	0.0.627.11

Castor Insert D30 with Flanged Wheel ESD

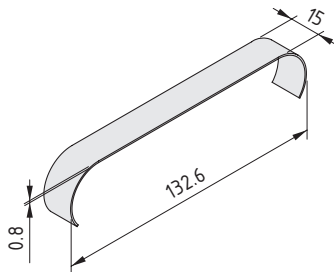


m = 21.0 g	
black similar to RAL 9005, 1 set	0.0.622.28



Castor Rail 8 40x40, Brake

- Slows workpieces at the desired point
- Simply pushed onto the Castor Inserts



Castor Rail 8 40x40, Brake

St, stainless
m = 2.0 g

1 pce.

0.0.619.34



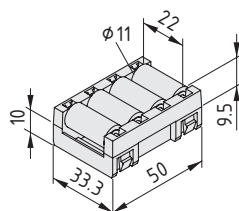
Roller Inserts 4xD11

- Tight roller spacing for smooth travel
- Also suitable for containers with awkward or irregular bases
- High load carrying capacity



The following applies to all the products below:

4 rollers D11, PA
Housing, PA-GF, black
4 axles, St, stainless



Roller Insert 4xD11

m = 31.0 g

black similar to RAL 9005, 1 set

0.0.644.55


Roller Insert 4xD11 ESD

m = 30.0 g

black similar to RAL 9005, 1 set

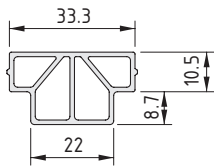
0.0.648.98





Castor Rail 8 40x40, Slide Strip ESD

- Low-wear plastic strips for simple goods transport
- Two-level installation possible
- Compatible with Castor Rail 8
- Made from ESD-safe plastic



Castor Rail 8 40x40, Slide Strip ESD

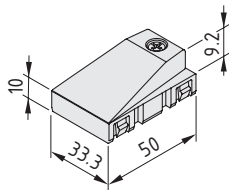


PE-HD	
m = 140 g/m	
black, cut-off max. 3000 mm	0.0.622.26
black, 1 pce., length 3000 mm	0.0.620.00



Slide Strip Wedge Insert

- For a smooth transition between the two levels of the Slide Strips



Slide Strip Wedge Insert ESD



Slide Strip Wedge, PA, ESD, black	
Housing, PA-GF, black	
Button-Head Screw Z3.5x15, St, bright zinc-plated	
m = 20.0 g	
1 set	0.0.620.84



Castor Ball Inserts

- Move transported goods in two dimensions
- Ideal for versatile insertion and removal points

Brush Inserts ESD

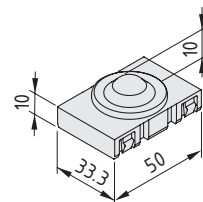
- Gentle transportation over elastic fibres
- Gentle scratch protection with low friction



Making changes of direction very simple. For moving containers or goods in any direction with ease.

When using Brush Insert ESD, goods and containers glide over gentle elastic fibres. Castor Ball Insert ESD and Brush Insert ESD can be installed directly into Castor Rail 8.

Castor Ball Sets and Brush Sets can be fitted to table tops that connect to interlinked tracks – for direct processing on the working surface. To install Castor Ball Sets or Brush Sets, simply drill into the table top using a Forstner bit (\varnothing 25 mm, 12 mm deep).



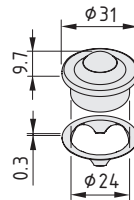
Castor Ball Insert ESD



Castor Ball D24, St
Housing, PA-GF, black
m = 50.0 g

1 set

0.0.620.26

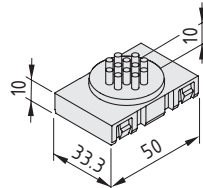


Castor Ball Set

Castor Ball D24, St
Fastening clip, St, bright zinc-plated
m = 45.0 g

1 set

0.0.620.93



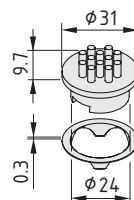
Brush Insert ESD



Brush unit ESD, PA, black
Housing, PA-GF, black
m = 18.0 g

1 set

0.0.622.22



Brush Set ESD



Brush unit ESD, PA, black
Fastening clip, St
m = 8.0 g

1 set

0.0.622.24



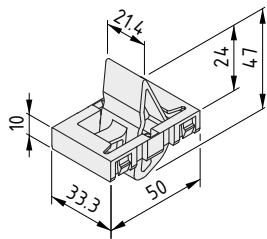
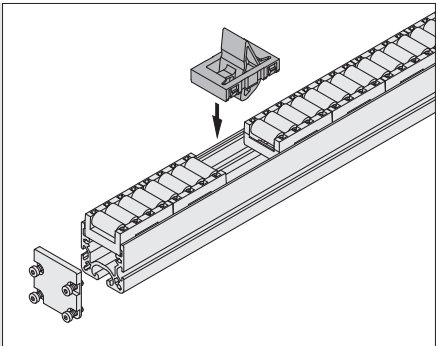
Back Stop Insert ESD

- Control the direction of travel
- Can be retrofitted
- For Castor Rail 8 40x40



Back Stop Insert ESD lets containers and goods pass in one direction only. When work benches are interlinked, including in one-piece-flow scenarios, this insert ensures that workpiece carriers and containers stick to the specified route. When used on mobile material supply equipment, the insert acts as a transport securing device.

Back Stop Insert ESD is compatible with the modular Castor Rail 8 40x40 and, like the other Inserts that are available, can also be retrofitted by simply being clipped into place – no tools required. The Back Stop is electrostatically dissipative as standard.



Back Stop Insert ESD



Housing, PA-GF, black
Back Stop D4-23, PA-GF, black
Axle, St, stainless
m = 19.0 g

1 set

0.0.675.98

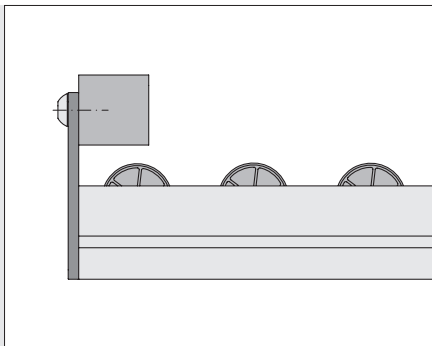


Castor Rail 8 Cap 40x40 Castor Rail 8 Cap 80x40

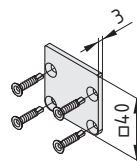
- Safely cover over saw cuts
- Also available with integrated stop

The perfect end to Castor Rails 6 and 8, a secure hold for Roller Tracks and protection against injuries. While the 40 mm high Cap seals a Castor Rail neatly, the taller version (height of 80 mm) also acts as a stop. They also feature a slot that can be used to affix an Impact Buffer.

The Cap is fixed to the Castor Rail easily, using self-tapping screws.



If required, you can terminate the Castor Rail by fitting an Impact Buffer (see Comprehensive Catalogue for MB Building Kit System) to the Cap.

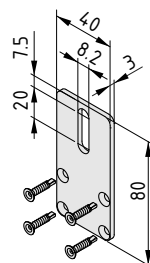


Castor Rail 8 Cap 40x40

St, bright zinc-plated, black
4 Countersunk Screws self-tapping 3.9x19 TX20, St, bright zinc-plated
m = 60.0 g

1 set

0.0.622.29



Castor Rail 8 Cap 80x40

St, bright zinc-plated, black
4 Countersunk Screws self-tapping 3.9x19 TX20, St, bright zinc-plated
m = 102.0 g

1 set

0.0.622.30

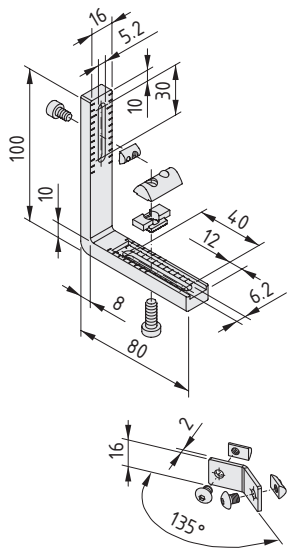
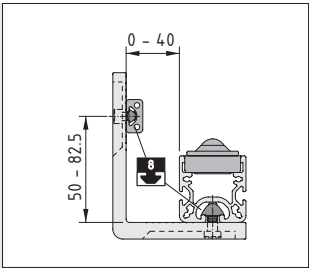


Railing Support 8/5 100x80
Railing Fastening Set 5-135°

- Side guide for conveyor lines
- Customised railings made from Profiles 5
- Integrated scales for easier alignment



Fitted to the side of the Castor Rail, the railing made of Profiles 5 gives your products the support they need to stay on track.
The railing also features broad lateral and vertical adjustment ranges.
Railing Fastening Set 5-135° can be easily adjusted to any angle from 90° to 180°.



Railing Support 8/5 100x80



Die-cast zinc, white aluminium similar to RAL 9006
Locating lug, die-cast zinc
T-Slot Nut V 8 St M6, bright zinc-plated
T-Slot Nut 5 St M5, bright zinc-plated
Hexagon Socket Head Cap Screw DIN 7984-M6x16, St, bright zinc-plated
Hexagon Socket Head Cap Screw DIN 912-M5x8, St, bright zinc-plated
m = 135.0 g

1 set

0.0.622.20


Railing Fastening Set 5-135°



Angle bracket 5-135°, St, stainless
2 T-Slot Nuts 5 St M5, bright zinc-plated
2 Button-Head Screws M5x6, St, bright zinc-plated
m = 15.0 g

1 set

0.0.627.35

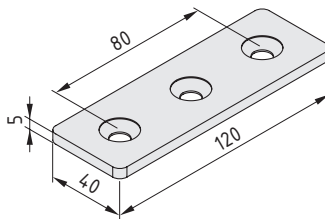


Bracket 8 120x40 flat

- For supporting profile constructions
- Improves load distribution
- Simple to install



A long bracket brings flexibility! When setting up manual interlinking systems, working with adjustable conveyor systems and creating parallel connections, Bracket 8 120x40 flat creates a secure connection between three grooves in the modular dimension of 40 mm.



Bracket 8 120x40 flat



St
m = 173.0 g
black, 1 pce.

0.0.640.54

Fastening Set 8 for Angle Bracket 8 40 / Bracket 8 40 flat



Countersunk Screw DIN 7991-M8x14, St, black
T-Slot Nut 8 St M8, bright zinc-plated
m = 16.0 g

1 set

0.0.350.17



Castor Rail 8 Transfer Gate

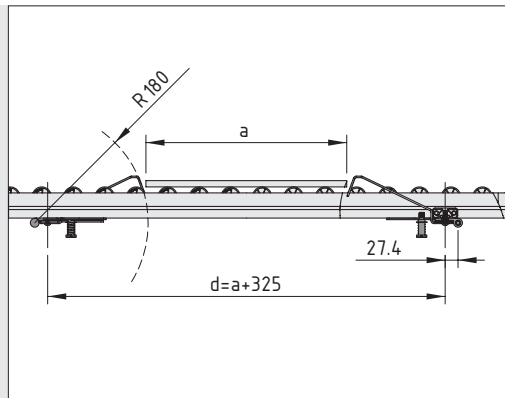
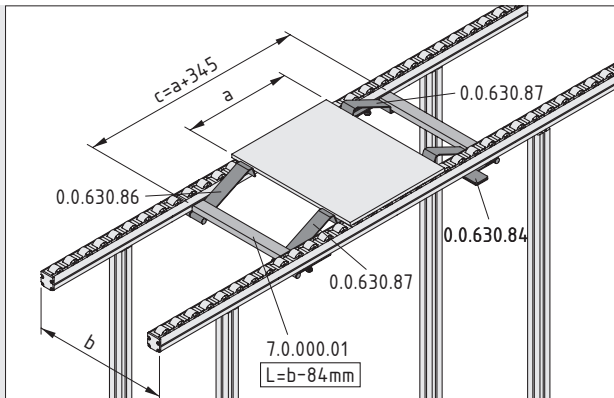
- Locks workpiece carriers precisely in place at any point
- Unlocks easily at the touch of a lever
- Enables processing directly within interlinking segments

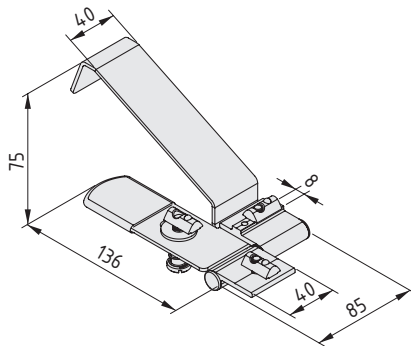


Do you need to separate workpieces and workpiece carriers and hold them at processing stations? Whichever direction your goods are moving in, the Transfer Gates for Castor Rail 8 40x40 can be used to create clearly defined zones for breaking up bottlenecks, processing and forwarding.

The Transfer Gates feature actuation levers for manual release.

Transfer Gates are linked together in pairs with a Profile 8 40x16 E (7.0.000.01) to form a single functional unit.

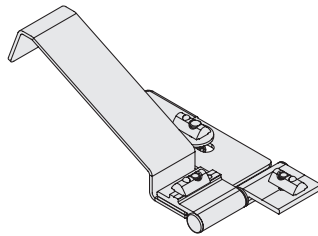


**Castor Rail 8 40x40, Transfer Gate, left**

Transfer Gate, St, stainless
 Protective cap, PVC, black
 Hinge 8 Al light
 Compression spring, St, stainless
 Flat head screw DIN 923 M8x25, St, bright zinc-plated
 Fastening materials: Button-Head Screws and T-Slot Nuts 8
 m = 422.0 g

1 set

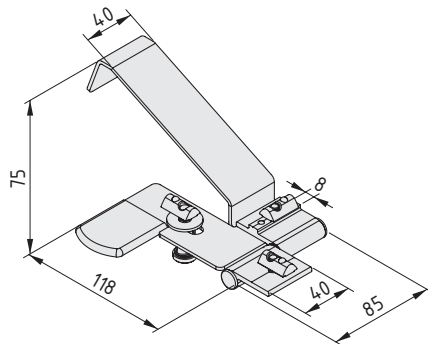
0.0.630.86

**Castor Rail 8 40x40, Transfer Gate, right**

Transfer Gate, St, stainless
 Protective cap, PVC, black
 Hinge 8 Al light
 Compression spring, St, stainless
 Flat head screw DIN 923 M8x25, St, bright zinc-plated
 Fastening materials: Button-Head Screws and T-Slot Nuts 8
 m = 422.0 g

1 set

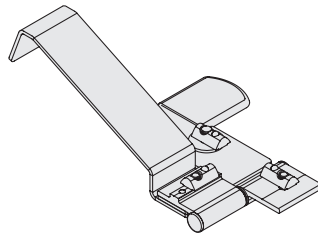
0.0.630.87

**Castor Rail 8 40x40, Transfer Gate with Release Lever, left**

Transfer Gate, St, stainless
 Protective cap, PVC, black
 Hinge 8 Al light
 Compression spring, St, stainless
 Flat head screw DIN 923 M8x25, St, bright zinc-plated
 Fastening materials: Button-Head Screws and T-Slot Nuts 8
 m = 440.0 g

1 set

0.0.630.84

**Castor Rail 8 40x40, Transfer Gate with Release Lever, right**

Transfer Gate, St, stainless
 Protective cap, PVC, black
 Hinge 8 Al light
 Compression spring, St, stainless
 Flat head screw DIN 923 M8x25, St, bright zinc-plated
 Fastening materials: Button-Head Screws and T-Slot Nuts 8
 m = 440.0 g

1 set

0.0.630.85

SystemMobiles.



item SystemMobiles are genuine organisational wonders. The transport trolleys speed up internal logistics. They are the ideal solution for getting materials and workpieces where they are needed fast. Thanks to their customisable design principles, the trolleys can be configured for virtually any working process. Their outstanding versatility and a wide range of frame sizes and heights make SystemMobiles L, T, U and S the perfect partners for all transport tasks. The design variants have been optimised for typical tasks and handling standard container formats. Consequently, transport boxes can be moved directly from their europallets to the Shelves or practical Container Supports.

The specially designed chassis can carry heavy loads and ensures gentle transport. All SystemMobiles are also available in ESD-safe versions.

Fitted with extremely stable and cushioned housings for the large Castors with double-brakes, they are ideally equipped for harsh industrial environments.

Built with components from the item MB Building Kit System, they are available both in fixed formats and as special solutions in virtually any configuration. Your customer adviser will be happy to help.

SystemMobiles: Products in this section.



SystemMobile L

- Versatile picking trolley for work benches
- Two vertical columns set off to the side

190



SystemMobile T

- Can be used from both sides for material and tool supply
- Two central vertical columns

191



SystemMobile U

- Very stable and strong transport trolley
- Four vertical columns located over the castors

192



SystemMobile S

- Light and manoeuvrable picking trolley
- Single central column with tilting tray

193



Handles and accessories

- Ergonomic handles for easy pulling/pushing
- Shelves and struts in modular dimension and with fastening sets

194



Tip:

Use the online item SystemMobile Configurator! This Internet-based tool helps you configure a transport solution to fit your needs in next to no time. Besides customising a basic model, you can also add Trays, Container Supports and Shelves that are automatically incorporated in the correct dimensions. Working onscreen, you can position all the various accessories precisely where you want them. Your chosen SystemMobile is then supplied preassembled in your bespoke configuration. Try it out: systemmobile.item24.de





SystemMobiles L

- Versatile picking trolley for work benches
- Preferential removal and transport side
- Working width up to 800 mm

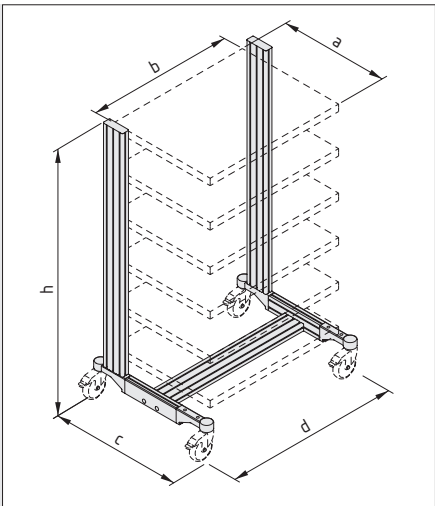


Due to their off-centre design, SystemMobiles L are ideal for direct insertion into work benches. This shape is perfect for rearward material supply directly over the working surface and for quickly changing over between different product variants. The console-like design also makes them suitable for use as mobile workstations.

The solid vertical supports incorporate Profile 8 grooves on all sides that provide a flexible means of attaching Shelves, Container Supports and other accessories securely to the trolley. The load-carrying capacity of a SystemMobile L is 40 kg per shelving unit and a maximum of 200 kg in total.

SystemMobiles L are also available in ESD-safe versions.

Note: When ordering a SystemMobile frame, remember to select suitable Castors for your application, too. Alternatively, use the SystemMobile Configurator at: item.engineering/DE/en/exampleOfUse/



- Castor D125 swivel with double-brake 0.0.418.10
Castor D125 swivel with double-brake antistatic 0.0.418.11

SystemMobile		Usable depth (approx.) a (mm)	Usable width (approx.) b (mm)	Frame width c (mm)	Frame length d (mm)	Height h (mm)	Art. No. frame *
L41M	L41M-ESD	400	600	522	756	950	0.0.646.36
L61M	L61M-ESD	600	800	722	956	950	0.0.646.38
L41H	L41H-ESD	400	600	522	756	1,500	0.0.646.37
L61H	L61H-ESD	600	800	722	956	1,500	0.0.646.39

* Four castors must be added as appropriate to the frame. These are added automatically when using the SystemMobile Configurator.



SystemMobiles T

- Can be used from both sides for material and tool supply
- Symmetrical design
- Wide selection of basic frames



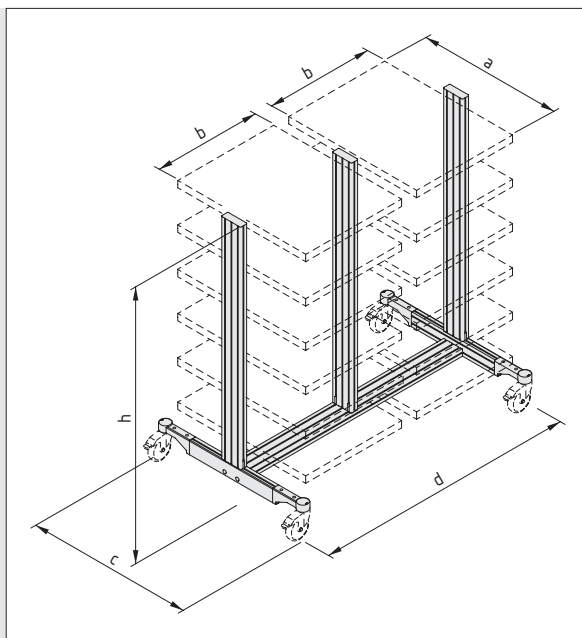
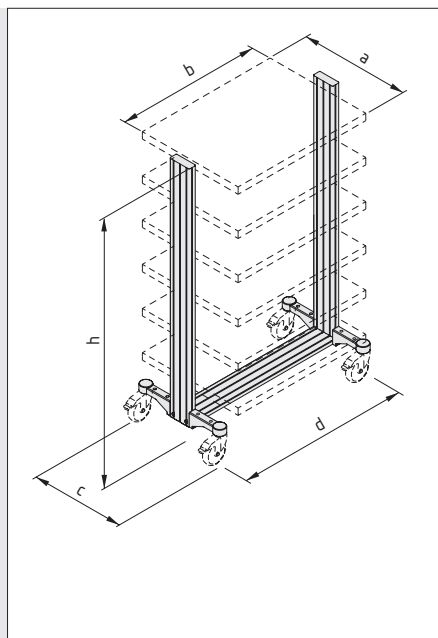
The two central vertical struts make SystemMobiles T the ideal trolleys for small parts and tool supply. The symmetrical design enables easy removal and filling on both sides.

SystemMobiles T are available with double the frame depth to increase the transport capacity and enable users to move even long workpieces. Each load-carrying level can support 40 kg. The recommended maximum transport weight is 200 kg.

SystemMobiles T are also available in ESD-safe versions.


Note: When ordering a SystemMobile frame, remember to select suitable Castors for your application, too. Alternatively, use the SystemMobile Configurator at: item.engineering/DEen/exampleOfUse/






Castor D125 swivel with double-brake 0.0.418.10

Castor D125 swivel with double-brake antistatic 0.0.418.11

SystemMobile		Usable depth (approx.) a (mm)	Usable width (approx.) b (mm)	Frame width c (mm)	Frame length d (mm)	Height h (mm)	Art. No. frame *
							
T41M	T41M-ESD	400	600	522	756	950	0.0.646.65
T61M	T61M-ESD	600	800	722	956	950	0.0.646.60
T81M	T81M-ESD	800	600	922	756	950	0.0.646.56
T41H	T41H-ESD	400	600	522	756	1,500	0.0.646.66
T61H	T61H-ESD	600	800	722	956	1,500	0.0.646.61
T81H	T81H-ESD	800	600	922	756	1,500	0.0.646.57

SystemMobile Duo		Usable depth (approx.) a (mm)	Usable width (approx.) b (mm)	Frame width c (mm)	Frame length d (mm)	Height h (mm)	Art. No. frame *
							
T42M	T42M-ESD	400	600	522	1,450	950	0.0.646.63
T62M	T62M-ESD	600	800	722	1,850	950	0.0.646.58
T82M	T82M-ESD	800	600	922	1,450	950	0.0.646.54
T42H	T42H-ESD	400	600	522	1,450	1,500	0.0.646.64
T62H	T62H-ESD	600	800	722	1,850	1,500	0.0.646.59
T82H	T82H-ESD	800	600	922	1,450	1,500	0.0.646.55

* Four castors must be added as appropriate to the frame. These are added automatically when using the SystemMobile Configurator.

SystemMobiles U

- Stable and strong transport trolley
- Four vertical columns for a strong hold
- Up to 922 mm wide and 1500 mm tall



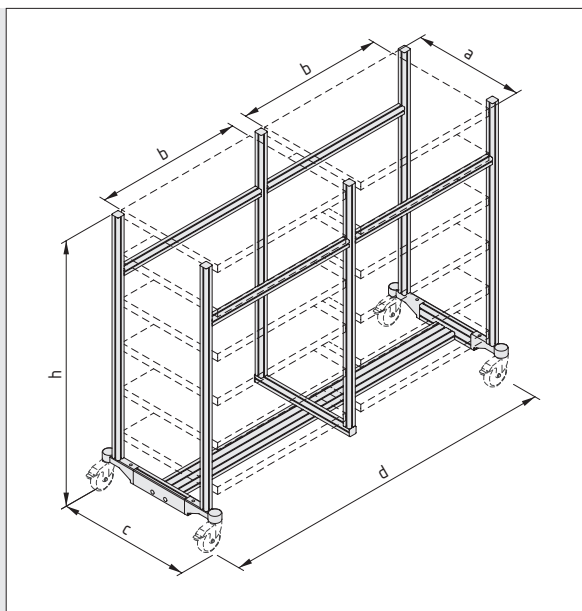
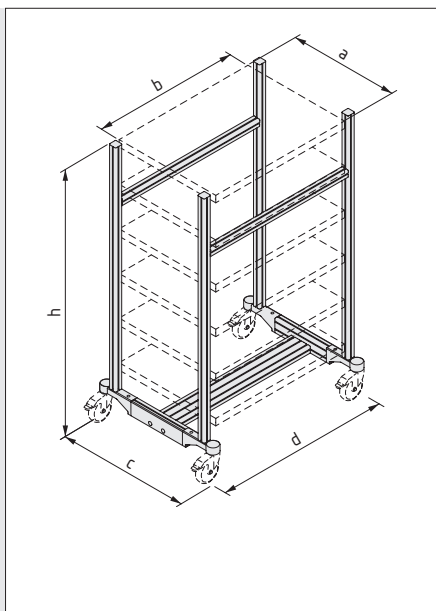
When it comes to moving heavy loads or a large number of workpieces, SystemMobile U is the perfect solution. External, vertical columns transfer forces directly to the castors. As a result, these robust transport trolleys are very stable when transporting loads from place to place.

Each level can carry a maximum of 40 kg. The recommended maximum total load is 200 kg.

SystemMobiles U are also available in ESD-safe versions.


Note: When ordering a SystemMobile frame, remember to select suitable Castors for your application, too. Alternatively, use the SystemMobile Configurator at: item.engineering/DE/en/exampleOfUse/






Castor D125 swivel with double-brake 0.0.418.10

Castor D125 swivel with double-brake antistatic 0.0.418.11

SystemMobile 		Usable depth (approx.) a (mm)	Usable width (approx.) b (mm)	Frame width c (mm)	Frame length d (mm)	Height h (mm)	Art. No. frame *
U41M	U41M-ESD	400	600	522	756	950	0.0.646.45
U61M	U61M-ESD	600	800	722	956	950	0.0.646.49
U81M	U81M-ESD	800	600	922	756	950	0.0.646.53
U41H	U41H-ESD	400	600	522	756	1,500	0.0.646.44
U61H	U61H-ESD	600	800	722	956	1,500	0.0.646.48
U81H	U81H-ESD	800	600	922	756	1,500	0.0.646.52

SystemMobile Duo 		Usable depth (approx.) a (mm)	Usable width (approx.) b (mm)	Frame width c (mm)	Frame length d (mm)	Height h (mm)	Art. No. frame *
U42M	U42M-ESD	400	600	522	1,450	950	0.0.646.43
U62M	U62M-ESD	600	800	722	1,850	950	0.0.646.47
U82M	U82M-ESD	800	600	922	1,450	950	0.0.646.51
U42H	U42H-ESD	400	600	522	1,450	1,500	0.0.646.42
U62H	U62H-ESD	600	800	722	1,850	1,500	0.0.646.46
U82H	U82H-ESD	800	600	922	1,450	1,500	0.0.646.50

* Four castors must be added as appropriate to the frame. These are added automatically when using the SystemMobile Configurator.



SystemMobiles S

- Light and manoeuvrable picking trolley
- Single central column with tilting tray
- Also with lifting column for ergonomic height adjustment

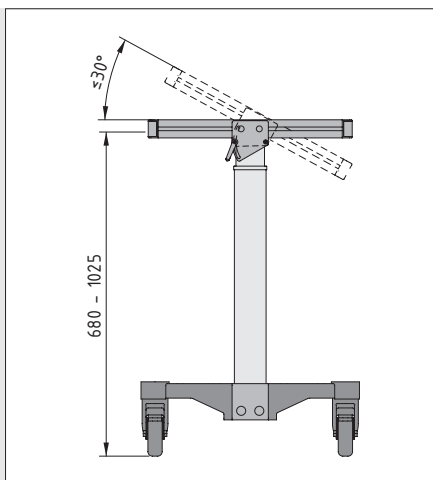


The compact, manoeuvrable SystemMobiles S get tools and small quantities of materials to where they are needed – fast. A tray with all-round edge and stepless tilt mechanism is mounted on top of the single central column.

SystemMobile S41T features a gas stem that allows height adjustment from 680 to 1025 mm. The load-carrying capacity of the tray is 300 N (the gas spring can lift a load of 200 N). SystemMobiles S41M and S41H have a fixed working height of 680 and 950 mm respectively.

SystemMobiles S are also available in ESD-safe variants.

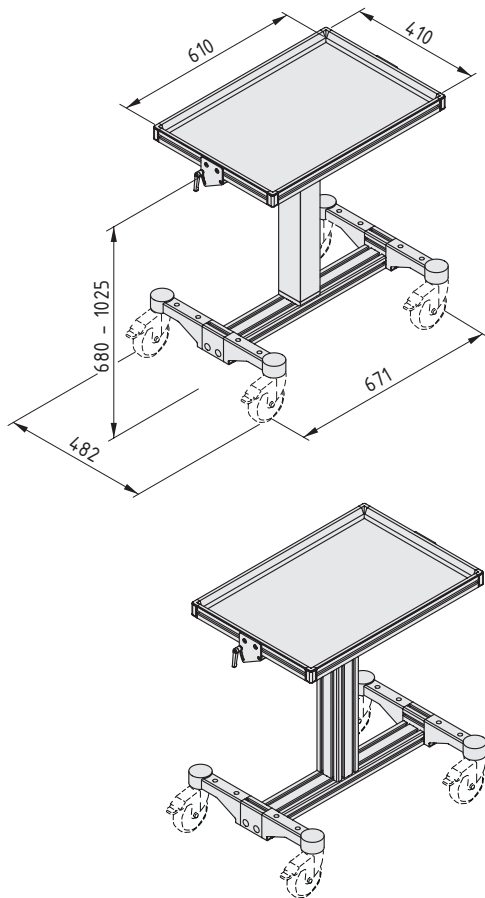
Note: When ordering a SystemMobile frame, remember to select suitable Castors for your application, too. Alternatively, use the SystemMobile Configurator at: item.engineering/DEen/exampleOfUse/



Castor D100 swivel with double-brake 0.0.602.40
Castor D100 swivel with double-brake antistatic 0.0.602.41

SystemMobile	ESD	Usable depth (approx.) a (mm)	Usable width (approx.) b (mm)	Frame width c (mm)	Frame length d (mm)	Height h (mm)	Art. No. frame *
S41M	S41M-ESD	400	600	482	671	680	0.0.652.68
S41H	S41H-ESD	400	600	482	671	950	0.0.652.69
S41T	S41T-ESD	400	600	482	671	680-1,025	0.0.651.68

* Four castors must be added as appropriate to the frame. These are added automatically when using the SystemMobile Configurator.



SystemMobile S41T



SystemMobile without Swivel Castors
Telescopic column, gas spring with manual actuator, 680 mm - 1025 mm.
Tray with tilt adjustment, useful area 600 mm x 400 mm

1 set

0.0.651.68

SystemMobile S41M



SystemMobile without Swivel Castors
Height 680 mm
Tray with tilt adjustment, useful area 600 mm x 400 mm

1 set

0.0.652.68

SystemMobile S41H



SystemMobile without Swivel Castors
Height 950 mm
Tray with tilt adjustment, useful area 600 mm x 400 mm

1 set

0.0.652.69



Handles AI

- Non-slip coating
- Angled Handles enable ergonomic gripping
- Can be fitted horizontally and vertically



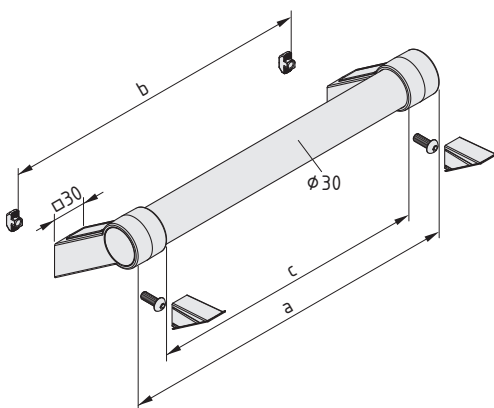
Handles are available in a variety of lengths to help with manoeuvring SystemMobiles L, U and S. They make it easier to transport even heavy loads manually. Robust die-cast handle mounts ensure a secure connection with the mobile equipment. A special grip profile with a non-slip coating supports smooth pulling and pushing motions.

All the Handles AI are ESD-safe.



The following applies to all the products below:

- 2 handle mounts, black
- Handle profile, Al, powder-coated, black
- 2 handle caps, PA, black
- 4 handle mount caps, PA, black
- 2 Button-Head Screws M6x16, St, bright zinc-plated
- 2 Hammerhead Nuts 8 M6, St, bright zinc-plated



Handle AI 350				ESD	8
a = 380 mm	b = 350 mm	c = 320 mm	m = 0.8 kg		
1 set					0.0.644.01
Handle AI 550				ESD	8
a = 580 mm	b = 550 mm	c = 520 mm	m = 0.9 kg		
1 set					0.0.644.02
Handle AI 750				ESD	8
a = 780 mm	b = 750 mm	c = 720 mm	m = 1.1 kg		
1 set					0.0.644.03



Handles Mobile T

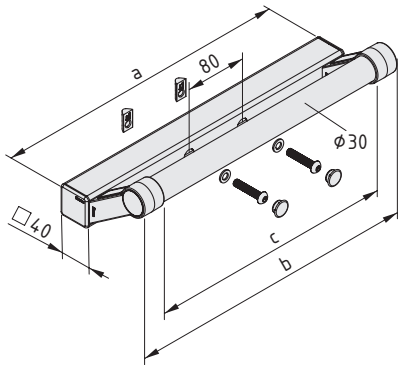
- Horizontal fixing for SystemMobiles T
- Non-slip coating
- Angled Handles enable ergonomic gripping



Handles T have been specially designed for use with SystemMobiles T. Thanks to their additional strut, they can be fastened horizontally.

Handles make it easier to pull and push SystemMobiles that are heavily loaded. The handles have a special coating that makes them very comfortable to hold.

Handles T are ESD-safe and come in a range of lengths.



Handle T4



Profile 8 40x40 4N light 380 mm, Al, anodized

Handle Al 350

Caps, PA-GF, grey

Fastening materials

a = 388 mm b = 380 mm c = 320 mm m = 1.7 kg

1 set

0.0.646.81

Handle T6



Profile 8 40x40 4N light 580 mm, Al, anodized

Handle Al 550

Caps, PA-GF, grey

Fastening materials

a = 588 mm b = 580 mm c = 520 mm m = 2.1 kg

1 set

0.0.646.82

Handle T8



Profile 8 40x40 4N light 780 mm, Al, anodized

Handle Al 750

Caps, PA-GF, grey

Fastening materials

a = 788 mm b = 780 mm c = 720 mm m = 2.6 kg

1 set

0.0.646.83



Trays ESD

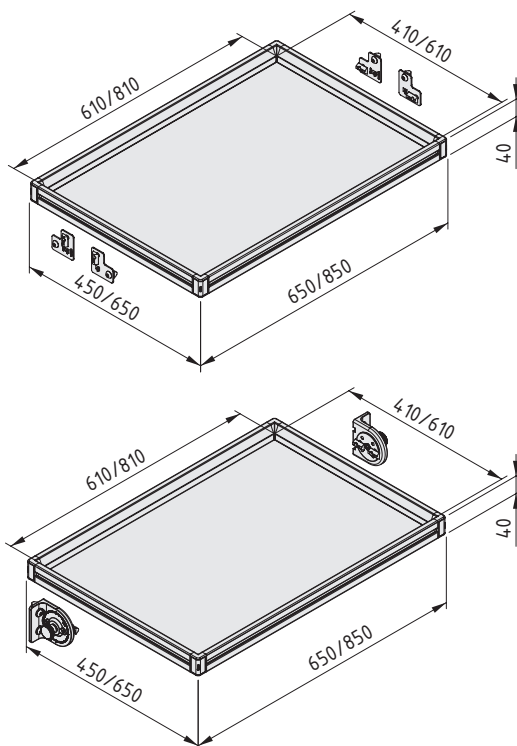
- Trays in modular dimension, including fastening set
- All-round edge keeps contents in place
- Right-angled installation or tilt to any angle



The ESD-safe Tray is a stable shelf with an all-round raised edge that stops small parts and transport containers from falling off.

Thanks to the Profile 8 groove of SystemMobiles L, T and U, the ESD-safe Tray can be fitted at any height and moved up or down as required. Maximum load-carrying capacity is 40 kg. Two sizes are available: 600 mm x 400 mm and 800 mm x 600 mm. As a result, the ESD-safe Tray is the ideal solution for safely transporting boxes and workpieces.

The ESD-safe Tray is either fastened at a fixed right-angle (F) or – when using an Angle Locking Bracket – at an inclined angle (A). The ability to accurately reproduce incline settings enables users to precisely calibrate material feed when material supply is being organised according to the “pull principle”. The raised edge of the tray prevents objects falling off.



Tray 6x4 ESD F



Tray 6x4 ESD
4 Mobile Shelf Supports 8
m = 3.8 kg

1 set 0.0.645.89

Tray 8x6 ESD F



Tray 8x6 ESD
4 Mobile Shelf Supports 8
m = 6.0 kg

1 set 0.0.645.88

Tray 6x4 ESD A



Tray 6x4 ESD
2 Angle Locking Brackets 8 80x40
m = 4.1 kg

1 set 0.0.645.95

Tray 8x6 ESD A



Tray 8x6 ESD
2 Angle Locking Brackets 8 80x40
m = 6.3 kg

1 set 0.0.645.97

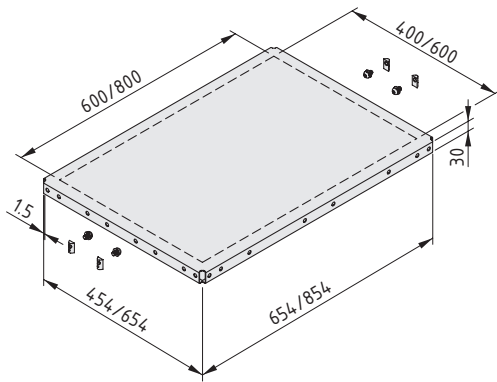


Shelves St

- Robust, flat shelves with no edges
- Easy to load and unload
- Fastening materials included



Shelf St is a barrier-free storage surface for transport boxes and workpieces. The powder-coated shelves are robust and can be installed at any height. Holes in the side panels ensure the shelves fit snugly onto SystemMobiles L, T and U. Each shelf can carry a load of up to 40 kg.



Shelf St 6x4



Shelf for SystemMobiles 6x4, St, powder-coated, grey similar to RAL 7042
4 T-Slot Nuts 8 St M8, bright zinc-plated
4 Button-Head Screws M8x14, St, bright zinc-plated
4 washers DIN 125 8.4, St, bright zinc-plated
m = 4.5 kg

1 set

0.0.646.40

Shelf St 8x6



Shelf for SystemMobiles 8x6, St, powder-coated, grey similar to RAL 7042
4 T-Slot Nuts 8 St M8, bright zinc-plated
4 Button-Head Screws M8x14, St, bright zinc-plated
4 washers DIN 125 8.4, St, bright zinc-plated
m = 7.9 kg

1 set

0.0.646.41



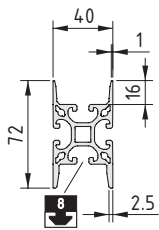
Container Support for SystemMobiles

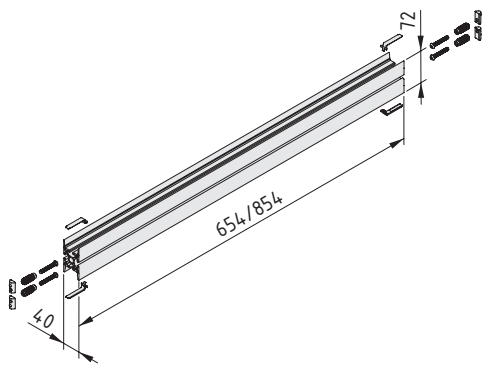
- Compatible with all standard semi-open fronted boxes with mounting lugs
- Semi-open fronted boxes can be mounted on both sides
- Right-angled or inclined mounting



The Container Support is used with SystemMobiles L and T as a holder for semi-open fronted boxes with mounting lugs. Boxes are easily suspended on the ribs of the support, which have been designed to ensure compatibility with standard systems. The Container Support is fastened to the vertical strut of the SystemMobile either at a fixed right-angle (F) or at a variable angle (A).

The fastening can be inclined by up to 15° to ensure storage boxes are aligned for optimum ease of handling. This is particularly advantageous when working with small parts or boxes that are located high up and helps to reduce cycle times. Moreover, personnel benefit from a more ergonomic working environment.





Container Support L-T6 F



Container Profile 8 80x40 654 mm, Al, anodized
4 Automatic Fastener Sets 8
2 Automatic-Fastening Set 8 Caps, PA-GF, grey
m = 1.6 kg

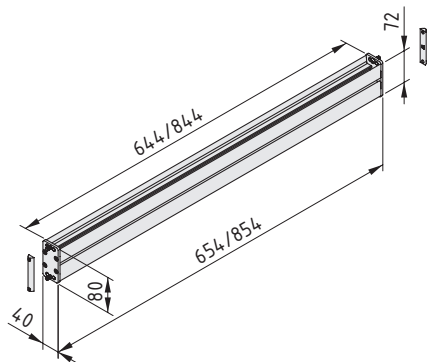
1 set	0.0.646.32
-------	------------

Container Support L-T8 F



Container Profile 8 80x40 854 mm, Al, anodized
4 Automatic Fastener Sets 8
2 Automatic-Fastening Set 8 Caps, PA-GF, grey
m = 2.1 kg

1 set	0.0.646.30
-------	------------



Container Support L-T6 A



Container Profile 8 80x40 644 mm, Al, anodized
Fastening Set for Container Profile 8 80x40
m = 1.8 kg

1 set	0.0.646.31
-------	------------

Container Support L-T8 A



Container Profile 8 80x40 844 mm, Al, anodized
Fastening Set for Container Profile 8 80x40
m = 2.3 kg

1 set	0.0.646.29
-------	------------

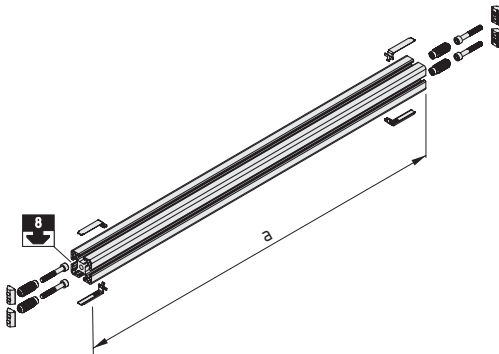


Strut Set

- Additional fastening options for accessories
- Extra rigidity and reinforcement for SystemMobiles



Horizontal struts improve the stability of SystemMobiles that have only a few or heavily loaded load-carrying levels. They also offer a wide range of fastening options. Accessories, tools and any fixtures for SystemMobiles can be connected directly to the struts. The various sets are compatible with SystemMobiles L, T and U in the corresponding sizes. When using the Online Product Configurator at systemmobile.item24.com, the correct Strut Set is automatically selected by the program.



Strut L-T6



Profile 8 40x40 light, Al, anodized
4 Automatic-Fastening Sets 8, St, bright zinc-plated
4 Automatic-Fastening Set Caps, PA-GF, grey
a = 654 mm m = 1.3 kg

1 set 0.0.646.74

Strut L-T8

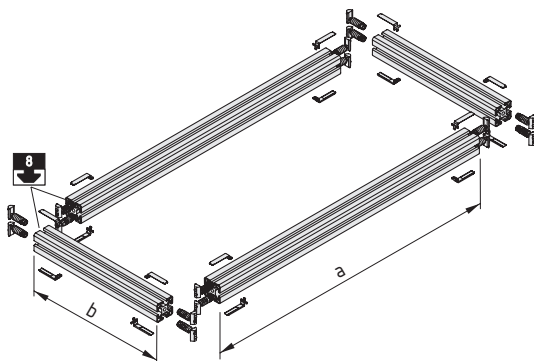


Profile 8 40x40 light, Al, anodized
4 Automatic-Fastening Sets 8, St, bright zinc-plated
4 Automatic-Fastening Set Caps, PA-GF, grey
a = 854 mm m = 1.7 kg

1 set 0.0.646.76

The following applies to all the products below:

4 Profiles 8 40x40 light, Al, anodized
16 Automatic-Fastening Sets 8, St, bright zinc-plated
16 Automatic-Fastening Set Caps, PA-GF, grey



Strut Set U4



a = 654 mm b = 310 mm m = 3.9 kg

1 set 0.0.646.72

Strut Set U6



a = 854 mm b = 510 mm m = 6.0 kg

1 set 0.0.646.73

Strut Set U8



a = 654 mm b = 710 mm m = 5.3 kg

1 set 0.0.646.75

Benefit from our building kit system approach – everything slots into place.



Thanks to the compatibility of the item building kit systems, any solution built using the item Work Bench System can be seamlessly augmented, extended and integrated into existing plants.

Components from the item building kit systems help you master challenges such as automation, extended factory equipment and integrated intralogistics. More than 3,500 components form the basis for turning your ideas into reality.

The following pages offer a selection of components from the item building kit systems. Further information about the profiles, parts and entire portfolio can be found in the relevant catalogues. You can also learn more at item24.com or by contacting your designated customer advisor. item. Your ideas are worth it®.


Profile 8 40x40 light, natural

0.0.026.33


Profile 8 80x40 light, natural

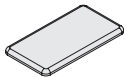
0.0.026.34


Profile 8 80x80 light, natural

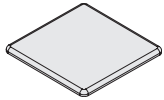
0.0.265.80


Cap 8 40x40, black

0.0.026.01


Cap 8 80x40, black

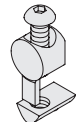
0.0.026.02


Cap 8 80x80, black

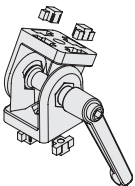
0.0.026.37


Standard-Fastening Set 8, bright zinc-plated

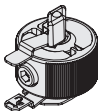
0.0.026.07


Universal-Fastening Set 8, bright zinc-plated

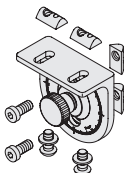
0.0.026.92


Hinge 8 40x40, heavy-duty with Clamp Lever

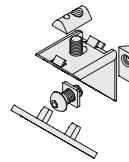
0.0.373.93


Click-Fastening Set 8

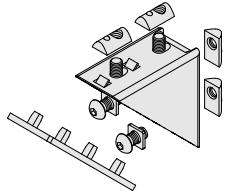
0.0.489.79


Angle Locking Bracket 8 80x40

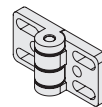
0.0.615.59


Angle Bracket Set 8 40x40

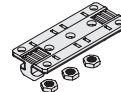
0.0.411.15


Angle Bracket Set 8 80x80

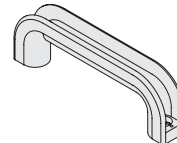
0.0.411.32


Hinge 8 40 Zn, black

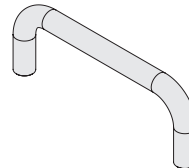
0.0.196.36


T-Slot Slider 8 80x40

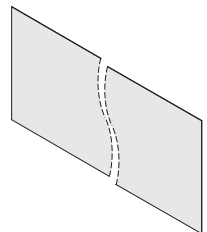
0.0.607.39


Handle PA 160, black

0.0.196.57


Handle Al 200, black

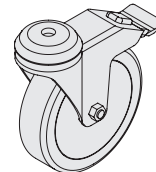
0.0.416.81


Compound Material Al 4mm, natural anodized

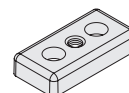
0.0.026.73

Polycarbonate 4mm, clear

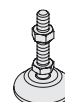
0.0.483.50


Castor D125 swivel with double-brake

0.0.418.10


Base Plate/Transport Plate 8 80x40, M12, black

0.0.406.32


Knuckle Foot D40, M8x60, black

0.0.364.68



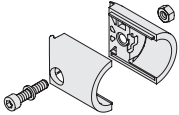
Profile Tube D30, natural

0.0.628.28



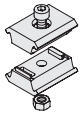
Cap, Tube D30, grey similar to RAL 7042

0.0.629.78



Fastener D30

0.0.623.56



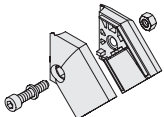
Parallel Fastener D30

0.0.629.94



Transverse Fastener D30

0.0.637.90



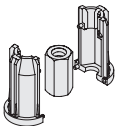
Fastener D30-45°

0.0.637.87



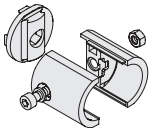
Angle Fastener D30

0.0.630.60



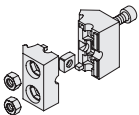
Threaded Insert D30 M10, grey similar to RAL 7042

0.0.634.36



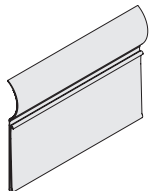
End Connector 8 D30-90°

0.0.629.97



Multiblock D30

0.0.629.96



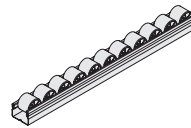
Label Holder D30-100 flex, transparent

0.0.644.71



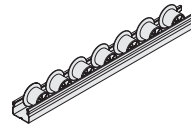
Label Holder D30 flex, transparent

0.0.643.98



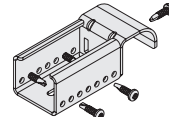
Roller Conveyor St D30, grey

0.0.633.91



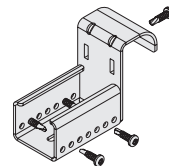
Roller Conveyor St D30 with Flanged Wheel, grey

0.0.633.92



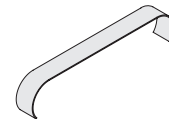
Roller Conveyor St Fastening Bracket D30

0.0.642.47



Roller Conveyor St, Fastening Bracket D30 with Stop H27

0.0.642.46



Roller Conveyor St D30 Brake, stainless

0.0.647.76



Roller Conveyor St Guide Rail e 65, grey similar to RAL 7042

0.0.639.01



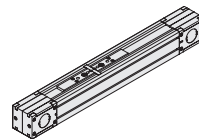
Conduit Profile U 40x40 SE, natural

0.0.487.27



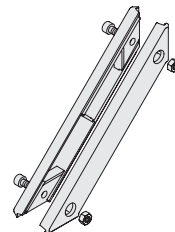
Conduit Cap 40x40, black

0.0.196.88



Linear Unit KLE 6 60x60 LR

0.0.605.07



Bracing Strut D30-90°

0.0.629.95

Other item product catalogues.

Automation System



Automation perfectly coordinated: Linear Units, Motors and Controllers combine to form ready-to-install turnkey systems.

item24.de/en/epaper-au

Line XMS



Complete machine modules help you build machine enclosures in record time.

item24.de/en/epaper-xm


Lean Production Building Kit System



The Lean Production Building Kit System: The simple way to build what modern lean production needs.

item24.de/en/epaper-lp

MB Building Kit System



The MB Building Kit System is the solution for all design and construction tasks involving mechanical and factory equipment engineering.

item24.de/en/epaper-mb

Stairway/Platform System



The Stairway/Platform System produces bridges and maintenance platforms in one uniform look.

item24.de/en/epaper-tp



All the information you need at your fingertips

item product catalogues are available online as clearly laid out and convenient e-papers. Take your pick and get browsing!

Alphabetical Register.

A

Adapter, Socket / Plug	73
Arm Rest antistatic	41
Arm Rest, Height-Adjustable, ESD	42

B

Back Stop Insert ESD	182
Board Magnet	111
Bottle Holder 8	125
Bottle Holder 8 Insert	126
Bracket 8 120x40 flat	185
Brush Inserts	181

C

Cable Duct E 160x160	65
Cable Duct E 160x160 assembly set	66
Cable Duct E 160x80	65
Cable Entry Protector, Lid 160 with Sealing Brush	68
Cable Guide Profile 8 40x16	59
Cantilever Foot Set 8 160x60-790x90	24
Castor Ball Inserts	181
Castor Inserts D30	178
Castor Rail 8 40x40	177
Castor Rail 8 40x40, Brake	179
Castor Rail 8 40x40, Slide Strip ESD	180
Castor Rail 8 Cap	183
Castor Rail 8 Transfer Gate	186
Chairs	44, 46
Cloth Holder 8	122
Compact Lamp 36W	75
Compact Lamp 55W	73
Compound Material	100
Compound Slide	23
Compound Slide Overhang	22
Compressed Air Manifold	58
Compressed Air Manifold Without Quick-Action Couplings	58
Conduit Profile U 160x160 SE	66
Connecting Cable, LED Light Fitting	76
Connecting Cable, LED Machine Light Fitting	80
Connecting Cable, Socket / Earthed Plug	53, 73
Container D80	124
Container Mounting 8	173
Container Pivot Arms	167
Container Profile 8	172
Container Support for SystemMobiles	201

Container Support for work benches E and F	170
Corner-Fastening Sets Frame 8	150
Cup Holder 8	125

D

Display Panel Holder 8	104
Distribution Strip	51
Distribution strip inserts	51
Divider 600	148
Divider and Guide Profile 32x12	146
Divider and Guide Profile 32x12, Connection Sets	148
Document Holders	106
Double Cantilever Foot Set 8 160x60-1260x90	25
Drawer Units	31

E

Electronic Transformer 105W (for Lamp 35W)	85
Ergonomics	142
ESD Central Connection 8	117
ESD Connection Cable DK10, coiled	116
ESD Drag Chain	118
ESD Earthing Plug, 3 x DK10	115
ESD Earthing Terminal, 3 x DK10	115
ESD Spiral Connection Cable - Ring Connector 5 mm	117
ESD Table Mat DK10	114
ESD Wristband DK10	116
Extension Cable, LED Light Fitting	82
Extension Cable, Socket / Plug	73

F

Flexible Conduit E	60
Foot Rest	48
Frame Profiles 8	150

G

Grab Container 8 105x130	159
Grab Plate Profile 8 140x50 Assembly Sets	156
Grab Plate Profile 8 140x50 Divider	156
Grab Plate Profiles 8 140x50	155

H

Halogen Reflector (for Lamp 35W)	85
Handles AI	197
Handles Mobile T	198
Holder 8	122
Holder 8 D80	124
Holder Console D70	127

Holder Support D70	127
Hook 8	121
Hook 8 R30	123
Hook 8 R40	123

I

Installation Profile 160x80	64
-----------------------------	----

K

Key with T-Handle TX20	39, 158
Keyboard Arm	97
Keyboard Shelf	97

L

Label Backplate, Hook and Holder System	130
Label Holder	108
Label Profile 8 40 E	110
Label Protection Strip 8 24	154, 156, 158
Lamp 35W	84
Lamp 35W, 3-Way Distributor Block	85
LED Electronic Transformers	81
LED Illuminated Magnifier	89
LED Illuminated Magnifier D150	87
LED Light Fittings	76
LED Light Set 30W	77
LED Machine Light Fitting and LED Light Fitting accessories	81
LED Machine Light Fittings	80
LED Splitters	82
Light Fitting 36W	75
Light Fitting 55W	72
Lighting	69

M

Magnetic Holder 8	132
Magnetic Holder D70	127
Mini-Locker 360x240x240	33
Mobile Shelf Support 8	149
Modular Cable Duct 160 KW	61
Monitor Adapter	96
Monitor Arm	94
Monitor Arm, height-adjustable, 4 joints	92
Monitor Arm, height-adjustable, 5 joints	92
Monitor Mounting Joint 8 VESA 75-100	95
Multi-Socket Power Strips, 5 outlet	54
Multi-Socket Power Strips, 8 outlet, 19", with conventional power cord	56

N

Notice Holders, magnetic	111
--------------------------	-----

P

Packaging Tape Dispenser	43
Parts Containers	161
PC Mount	99
Pivot Arm Height Adjuster 8	168
Pivot Arms	164
Plug, Spring-Force Connected	73
Polycarbonate Protective Panel	73
Profile 8 240x40 8N light	28
Profiles 8 160x60	27

R

Railing Fastening Set 5-135°	184
Railing Support 8/5 100x80	184
Retaining Cord D6	150
Roller Conveyors 8 D30	176
Roller Inserts 4xD11	179
Runner	135

S

Shelf 8	34
Shelf 8 with Raised Edge	34
Shelf Cap Set 8	34
Shelves	200
Slide Strip Wedge Insert ESD	180
Socket, Spring-Force Connected	73
Spiral Hose for Tool Balancers 2x10 mm	139
Spring Hook	136
Storage Profile 8 120x60	38
Storage Profile 8 120x60 Assembly Set	39
Storage Profile 8 120x60 Divider	39
Storage Profile 8 120x60 Lid	38
Storage System 8 120x60	37
Strut L	203
Strut Set U	203
Supply Profile 8 180x50 Assembly Set	158
Supply Profiles 8 180x50	157
SystemMobile L	190
SystemMobile T	191
SystemMobile U	193
SystemMobiles	188
SystemMobiles S	195

T

Table Column Sets E	26
Table Overhang	20
Table tops	19
Table Uprights	20
Table-Top Support Set 8 520x100	28
Tool Balancers	137
Tool Holder 8	131
Tool Holder D120	129
Tool Holder D70	127
Tool Pivot Arms	134
Tray Pivot Arms	166
Tray Stop Profile 8 50x10 Assembly Sets	154
Tray Stop Profiles 8 50x10	153
Trays ESD	143, 144, 199

W

Waste Bin 35l	40
Waste Sack 35l	40
Whiteboard Cleaning Spray	101
Whiteboard Eraser	101
Whiteboard Eraser, Replacement Pads	101
Whiteboard Marker Holder	101
Whiteboard Marker Holder/Eraser	101
Whiteboard Marker Set	101
Wireless LED Dimmer Receiver	82
Wireless LED Dimmer Remote	82
Work bench 2 F	16
Work bench 4 E	13
Work bench 4 E FIFO	14
Work bench E	12
Work bench F	15
Work bench F 2 F	17
Work bench TRIGO F	18



Always there for you.

Always up to date: Our website at item24.com offers further information on all the products and technologies that item supplies.

Patents

Any copying of protected products is a violation of these rights and, as such, shall be liable to compensation. Data and illustrations in this catalogue do not discharge the user from the obligation to carry out his own checks to determine whether the industrial property rights of third parties are infringed.

Product liability

item shall be liable, within the framework of the applicable legal provisions, for the promised characteristics of the products shown in this catalogue. Any claims for liability above and beyond such – in particular relating to products created by third parties using products included in this catalogue – are expressly excluded.

Conditions of use

The products in the item building kit systems are suitable for use in dry conditions and over the temperature range -20 °C to +70 °C, unless otherwise indicated. item must be consulted where products are to be used for applications outside these limits.

Conformity with Directive 2011/65/EU ("RoHS")

item has made a voluntary undertaking to refrain from using hazardous substances as defined in Directive 2011/65/EU in the products it sells, irrespective of their subsequent purpose which, in the majority of cases, does not fall under this Directive.

Concept, design and realisation

item Industrietechnik GmbH

Photographs

item Industrietechnik GmbH

Technical modifications and errors reserved.

All rights reserved. Use of texts and illustrations or reprints of any kind only permitted with prior written consent from item. This applies in particular to reproduction, translation or use in electronic systems.

item and the item claim are a registered trademark of item Industrietechnik GmbH.

© item Industrietechnik GmbH 2017

Your distribution and service partner

item

item Industrietechnik GmbH
Friedenstrasse 107-109
42699 Solingen
Germany

Phone +49 212 6580 0
Fax +49 212 6580 310

info@item24.com
item24.com

Your ideas are worth it.®